


# /technical





ACRUX	276	CLOE 65	140	JEPPE R	284	RIGA AF	228
ADITI	410	CORALIE 1 Q	103	JUPITER	440	RIGA ASF	228
ADITI UP	364	CORALIE 1 R	103	KARI Q	339	RIGA G	206
AKINA	17	CORALIE 3 Q	104	KARI R	336	RIGA P	206
ALBA Q	373	CORALIE 3 R	104	KHON	452	RUHM	323
ALBA R	372	CYGNUS	109	LAN	351	SELE Q	156
ALTAIR	49	DAGR	436	LENA	79	SELE R	156
ALYA Q	54	DANAE Q	38	LEO	406	SHALLY Q	458
ALYA R	54	DANAE R	38	LIEN	317	SHALLY R	458
AMON Q	381	DIMAS	14	LILY B	347	SHAM Q	153
AMON QB	369	DIONE	28	LILY M	346	SHAM R	152
AMON QM	368	DYA Q	128	LIVERPOOL FG	240	SHAU	162
AMON R	380	DYA R	128	LIVERPOOL FM	240	SHIN B	345
AMON RB	367	EDEN	33	LIVERPOOL FP	240	SHIN M	344
AMON RM	366	EGOI Q	460	LIVERPOOL RG	250	SHU	18
ANDROMEDA	424	EGOI R	460	LIVERPOOL RP	250	SIDHE	375
ANHUR	398	ELARA Q	50	LUBIANA C	216	SIRA Q	155
APO	348	ELARA R	50	LUBIANA D	216	SIRA R	155
ARAN	34	EOSTRE Q	465	LULY	430	SIRE	335
ARIEL	95	EOSTRE R	464	LYRA	62	SIRIUS	87
ASMAN	376	ERA	84	MAGA	432	SKEIRON Q	462
ASTANA	176	EURUS	396	MAIA Q	66	SKEIRON R	462
ASTRA Q	119	FAYE Q	40	MAIA R	65	SKUB	282
ASTRA R	118	FAYE R	40	MARS Q	75	SOL Q	429
AURAI	21	GAIA Q	53	MARS R	75	SOL R	428
AURORA Q	99	GAIA R	53	MERCURY	442	STELE	400
AURORA R	98	GARO	357	NAMI	352	STELE UP	358
BAKU G	182	GLAM Q	46	NORA	408	STRIL	390
BAKU P	182	GLAM R	46	NORA UP	363	SULIS Q	379
BIANCA Q	125	GRETA	354	NOTUS Q	159	SULIS R	378
BIANCA R	124	HAB	414	NOTUS R	158	SURY	412
BIHAM Q	151	HANA	132	NOVA R	76	SURYA	332
BIHAM QS	136	HARU	324	NOVA Q	76	TAARHI 175	318
BIHAM R	148	HELI	126	NOX	320	TAARHI 280	319
BIHAM RS	134	HELIOS Q	81	NUT	330	TISTAR	450
BLED G	190	HELIOS R	80	OHRM	435	URA Q	385
BLED P	190	HELKY	100	OLEH G	286	URA R	384
BOREA Q	461	HEMERA Q	117	OLEH P	286	URANUS	446
BOREA R	461	HEMERA R	116	OPHELIA	106	USHAS	454
BUCAREST G	198	HENK Q	310	OPHELIA Q	106	VARP	392
BUCAREST P	198	HENK R	308	OPHELIA R	106	VEGA	37
CARDEA Q	59	HORUS Q	122	ORIM Q	89	VEJO B	343
CARDEA R	59	HORUS R	122	ORIM R	88	VEJO M	340
CARRARA G	260	INDRA	110	PAKA	394	VENUS Q	74
CARRARA M	260	INDRA	110	PIX	280	VENUS R	74
CARRARA P	260	IRIS	326	PORTIA	45	ZANK G	278
CELIA	30	JANET	404	QEBUI Q	56	ZANK P	278
CERES Q	113	JANET UP	360	QEBUI R	56	ZEIS	416
CERES R	112	JANUS Q	71	QUEEN	418	ZENIT Q	91
CHANDRA	60	JANUS R	68	RATRI	448	ZENIT R	90
CLOE 35	144	JEPPE F	284	RHEA	329	ZORA	312



OGNI GIORNO PUÒ ESSERE PIÙ BRILLANTE CON LA LUCE GIUSTA!  
LE CREAZIONI GEA LED NASCONO DALLA QUOTIDIANA  
RICERCA DI IDEE PER L'ILLUMINAZIONE, FONDENDO UNO STILE UNICO  
ALLE PIÙ MODERNE TECNOLOGIE.

EVERY DAY CAN BE BRIGHTER WITH RIGHT LIGHT!  
GEA LED CREATIONS ARISE FROM THE DAILY SEARCH  
FOR IDEAS FOR LIGHTING, BLENDING A UNIQUE STYLE  
WITH THE MOST MODERN TECHNOLOGIES.



Se c'è una cosa che ci può insegnare la natura è il senso del rinnovamento costante.

Gli stili cambiano, la tecnologia evolve, le richieste variano. Essere in continuo movimento è il modo migliore, e anche l'unico, per fare passi avanti. Richiede dedizione, sì, ma i risultati ripagano lo sforzo.

È con questo spirito che presentiamo il nuovo catalogo GEA LED e le novità di quest'anno.

Trasformare esigenze in risposte: è questa la formula scelta da GEA LUCE per stabilire una connessione con i suoi clienti. Un approccio che si traduce in scelte estetiche in evoluzione coi tempi ma anche con azioni concrete: consegne veloci, risposte rapide, assistenza pre e post vendita attenta, chiarezza e coerenza nell'offerta.

Linee e figure che si integrano con lo stile e lo spazio, luce che si integra con il futuro del Pianeta. In ogni prodotto GEA LED estetica ed efficienza convivono in sintonia, grazie alla ricerca e alle prestazioni dei LED. Senza più inutili sprechi o consumi, tutta l'energia può essere investita nel sostenere il design.

Ad oggi la quasi totalità dei prodotti è a LED.

È una scelta che GEA LUCE ha fatto da tempo guardando al futuro. E oggi la convinzione è più forte che mai.

La ricerca ha permesso di superare i limiti del LED riuscendo nello stesso tempo a svelare nuove potenzialità. Non ci sono più compromessi, non ci sono confini, non ci sono più scuse.

IL MONDO DI DOMANI SARÀ ILLUMINATO A LED.

If there is one thing nature can teach us, it is constant renewal. Styles change, technology develops and demands vary. Continuous motion is the best and the only way to make progress. It requires dedication, yet results are achieved through hard work. Bearing this in mind, we present our new GEA LED catalogue and our new products for this year.

Turning needs into solutions: GEA LUCE has chosen this formula to connect with its customers. Such an approach results in aesthetic choices that develop with the times, but also with concrete actions: fast deliveries, quick replies, solicitous pre-and post-sales assistance and a clear and coherent offer.

Lines and shapes combine with style and space while light integrates with the future of our Planet. All GEA LED products offer harmonious aesthetic appeal and efficiency, thanks to research and to the performance of LED. Without any unnecessary waste and consumption, all energy can be invested in supporting design.

Today, almost all our products are LED-based.

GEA LUCE made this choice some time ago looking ahead to the future. And today, we are even more convinced of our choice than ever.

Research has allowed us to exceed the limits of LED lighting and successfully unveil its new potential. No more compromises, no more limits and no more excuses.


TOMORROW'S WORLD WILL BE ILLUMINATED BY LED LIGHTING.

# INDOOR

## PROIETTORI E BINARI PROJECTORS AND TRACKS



DIMAS  
14



AKINA  
17



SHU  
18




AURAI  
21




BINARI / TRACKS  
22


## FARETTI INCASSO RECESSED SPOTLIGHTS




DIONE  
28



CELIA  
30




EDEN  
33



ARAN  
34



VEGA  
37



DANA R  
38



DANA Q  
38




FAYE R  
40



FAYE Q  
40



PORTIA  
45




GLAM R  
46




GLAM Q  
46



ALTAIR  
49



ELARA R  
50



ELARA Q  
50




GAIA R  
53



GAIA Q  
53




ALYA R  
54



ALYA Q  
54



QEBUI R  
56



QEBUI Q  
56



CARDEA R  
59



CARDEA Q  
59



CHANDRA  
60



LYRA  
62



MAIA R  
65



MAIA Q  
66



JANUS R  
68



JANUS Q  
71



VENUS R  
74



VENUS Q  
74



MARS R  
75




MARS Q  
75



NOVA R  
76



NOVA Q  
76



LENA  
79



HELIOS R  
80




HELIOS Q  
81



ERA  
84



SIRIUS  
87



ORIM R  
88



ORIM Q  
89



ZENIT R  
90



ZENIT Q  
91



ARIEL  
95



AURORA R  
98



AURORA Q  
99



HELKY  
100



CORALIE 1 R  
103



CORALIE 1 Q  
103



CORALIE 3 R  
104



CORALIE 3 Q  
104



OPHELIA R  
106




OPHELIA Q  
106



OPHELIA  
106



CYGNUS  
109



INDRA  
110



INDRA  
110



CERES R  
112



CERES Q  
113

## ■ FARETTI INCASSO IN GESSO GYPSUM RECESSED SPOTLIGHTS



HEMERA R  
116




HEMERA Q  
117



ASTRA R  
118



ASTRA Q  
119



HORUS R  
122



HORUS Q  
122



BIANCA R  
124



BIANCA Q  
125



HELI  
126



DYA R  
128



DYA Q  
128

## ■ SOSPENSIONI SUSPENSIONS



HANA  
132



BIHAM RS  
134



BIHAM QS  
136

## ■ PLAFONIERE E APPLIQUE CEILING AND WALL LIGHTS



CLOE 65  
140



CLOE 35  
144



BIHAM R  
148



BIHAM Q  
151




SHAM R  
152



SHAM Q  
153



SIRA R  
155



SIRA Q  
155



SELE R  
156



SELE Q  
156



NOTUS R  
158



NOTUS Q  
159



SHAU  
162

## INDOOR LED PROFILES

### PLAFONIERE E APPLIQUE CEILING AND WALL LIGHTS



ASTANA  
176



BAKU P  
182



BAKU G  
182



BLED P  
190



BLED G  
190



BUCAREST P  
198



BUCAREST G  
198



RIGA P  
206



RIGA G  
206

### ANGOLARE ANGULAR



LUBIANA C  
216



LUBIANA D  
216

### APPLIQUE WALL LIGHT



RIGA AF  
228



RIGA ASF  
228

### INCASSI RECESSED



LIVERPOOL FP  
240



LIVERPOOL FM  
240



LIVERPOOL FG  
240



LIVERPOOL RP  
250



LIVERPOOL RG  
250

### INCASSI CON CARTONGESSO INTEGRATO RECESSED WITH INTEGRATED PLASTERBOARD



CARRARA P  
260



CARRARA M  
260



CARRARA G  
260

### LED PROFILES STANDARD LED PROFILES STANDARD



ACRUX  
276




ZANK P  
278



ZANK G  
278



PIX  
280



SKUB  
282



JEPPE F  
284



JEPPE R  
284




OLEH P  
286



OLEH G  
286



## ■ STRIP LED DIMMERABILI STRIP LED DIMMABLE



## ■ ALIMENTATORI POWER SUPPLIES



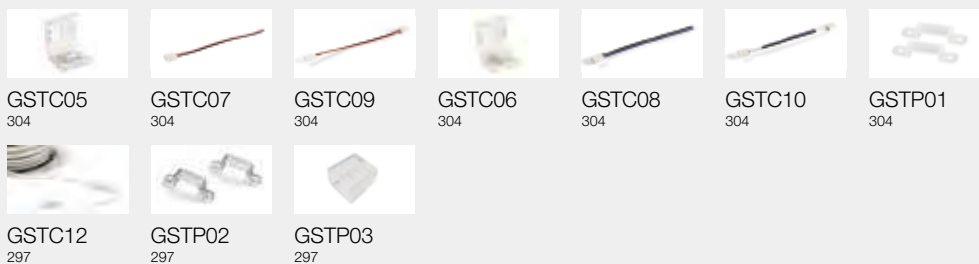
## ■ CENTRALINE E TELECOMANDI CONTROL UNITS AND REMOTE UNITS



## ■ AMPLIFICATORI DI SEGNALE SIGNAL AMPLIFIER




## ■ ACCESSORI STRISCE LED LED STRIPS ACCESSORIES



# OUTDOOR

## PLAFONIERE E APPLIQUE CEILING AND WALL LIGHTS



## PALETTI PER ESTERNI OUTDOOR BOLLARDS



## ■ CATENE LUMINOSE LIGHT CHAINS



ANDROMEDA  
424


## ■ SEGNAPASSI STEPLIGHTS




SOL R  
428



SOL Q  
429



LULY  
430



MAGA  
432



OHRM  
435




DAGR  
436

## ■ PROIETTORI E ARMATURE STRADALI STEPLIGHTS AND STREET LIGHTING



JUPITER  
440



MERCURY  
442



URANUS  
446



RATRI  
448



TISTAR  
450



KHON  
452



USHAS  
454

## ■ FARETTI CALPESTABILI WALKABLE SPOTLIGHTS



SHALLY R  
458



SHALLY Q  
458



EGOI R  
460



EGOI Q  
460



BOREA R  
461



BOREA Q  
461



SKEIRON R  
462



SKEIRON Q  
462



EOSTRE R  
464



EOSTRE Q  
465

## ■ ALIMENTATORI POWER SUPPLY



GSTT20  
466



GSTT21  
466

## ■ ACCESSORI ACCESSORIES



GESC03  
466



GESC04  
466



GESC01  
466



GESC02  
466



GESC05  
452

## LAMPADINE LED LED BULBS E14



GLA251C  
470



GLA251V  
470



GLA270C  
GLA270N  
470



GLA270B  
470



GLA252C  
470



GLA280C  
GLA280N  
470



GLA280B  
470




GLA253C  
471



GLA253V  
471



GLA290C  
GLA290N  
471



GLA290B  
471

## LAMPADINE LED LED BULBS E27



GLA250C  
472



GLA250V  
472



GLA260C  
GLA260N  
472



GLA260B  
472



GLA254C  
472



GLA254V  
472




GLA255C  
GLA255N  
473




GLA255B  
473



GLA255V  
473



GLA256C  
GLA256N  
473




GLA256B  
473




GLA256V  
473




GLA300A  
474




GLA300O  
474




GLA300R  
474




GLA300G  
474




GLA301A  
474



GLA301O  
474




GLA301R  
474



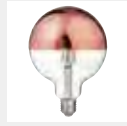
GLA301G  
474




GLA302A  
475



GLA302O  
475



GLA302R  
475



GLA302G  
475

## ■ LAMPADINE LED LED BULBS E14



GLA234C  
GLA234N  
476

GLA236C  
GLA236N  
GLA236  
476

GLA238C  
GLA238N  
476

GLA239C  
GLA239N  
GLA239  
476

GLA320C  
GLA320N  
476

GLA321C  
GLA321N  
476

## ■ LAMPADINE LED LED BULBS E27



GLA240C  
GLA240N  
GLA240  
477

GLA230C  
GLA230N  
GLA230  
477


GLA231C  
GLA231N  
GLA231  
477

GLA232C  
GLA232N  
GLA232  
477

GLA245C  
GLA245N  
477

GLA246C  
GLA246N  
477

## ■ LAMPADINE LED LED BULBS G9



GLA184C  
GLA184N  
478

GLA185H  
GLA185C  
GLA185N  
GLA185  
478

GLA186C  
GLA186N  
478

GLA187C  
GLA187N  
478

## ■ LAMPADINE LED LED BULBS GX53




GLA108C  
GLA108N  
478

GLA091C  
GLA091N  
478

GLA310C  
GLA310N  
478

## ■ LAMPADINE LED LED BULBS GU10



GLA241C  
GLA241N  
479

GLA243C  
GLA243N  
479

GLA242C  
GLA242N  
479

GLA244C  
GLA244N  
479



■ PROIETTORI PROJECTORS

# DIMAS

Proiettore a binario Eurostandard.  
Struttura in alluminio pressofuso.  
Riflettore in alluminio brillantato.  
Finitura in bianco opaco o nero opaco.  
Diffusore in vetro trasparente.  
Modulo LED CREE  
e trasformatore incluso.  
3 anni di garanzia.

Track projectors Eurostandard.  
Die-cast aluminium structure.  
Polished aluminium reflector.  
Matt white or matt black finish.  
Diffuser in clear glass.  
CREE LED module  
and transformer included.  
3 years warranty.



LIGHT SOURCE	FINISHED	CODE	CCT	FLUX	
LED CREE 20W   220-240Vac CRI >80	Bianco opaco	<b>GFA970C</b>	3000K	1500lm	
	Matt White	<b>GFA970N</b>	4000K	1620lm	
BEAM  38°	Nero opaco	<b>GFA980C</b>	3000K	1500lm	
	Matt Black	<b>GFA980N</b>	4000K	1620lm	
LED CREE 30W   220-240Vac CRI >80	Bianco opaco	<b>GFA971C</b>	3000K	2250lm	
	Matt White	<b>GFA971N</b>	4000K	2430lm	
BEAM  38°	Nero opaco	<b>GFA981C</b>	3000K	2250lm	
	Matt Black	<b>GFA981N</b>	4000K	2430lm	

BINARI PER PROIETTORI  
TRACK FOR PROJECTORS

Vedi pagina / see page

22







# AKINA

Proiettore a binario Eurostandard.  
Struttura in alluminio pressofuso.  
Riflettore in alluminio brillantato.  
Finitura in bianco opaco.  
Diffusore in vetro trasparente.  
Modulo LED CREE  
e trasformatore incluso.  
3 anni di garanzia.

Track projectors Eurostandard.  
Die-cast aluminium structure.  
Polished aluminium reflector.  
Matt white finish.  
Diffuser in clear glass.  
CREE LED module  
and transformer included.  
3 years warranty.



	<b>IP20</b>			
	1.105	0,006	30.000	
	1.420	0,007		
	1.915	0,011		

LIGHT SOURCE	FINISHED	CODE	CCT	FLUX	
LED CREE 20W   220-240Vac CRI >80	Bianco opaco Matt White	<b>GFA940C</b>	3000K	1600lm	
		<b>GFA940N</b>	4000K	1700lm	
BEAM 					

LED CREE 30W   220-240Vac CRI >80	Bianco opaco Matt White	<b>GFA941C</b>	3000K	2400lm	
		<b>GFA941N</b>	4000K	2550lm	
BEAM 					

LED CREE 45W   220-240Vac CRI >80	Bianco opaco Matt White	<b>GFA942C</b>	3000K	3600lm	
		<b>GFA942N</b>	4000K	3825lm	
BEAM 					

BINARI PER PROIETTORI  
TRACK FOR PROJECTORS

Vedi pagina / see page

# SHU

Proiettore a binario Eurostandard  
 Struttura in alluminio pressofuso.  
 Riflettore in alluminio con fascio luminoso 38°.  
 Possibilità di sostituire il riflettore per modificare il fascio luminoso acquistando riflettore da 15° o 60°.  
 Finitura in bianco satinato o nero satinato.  
 Diffusore in policarbonato.  
 Modulo LED e trasformatore incluso.  
 5 anni di garanzia.

Eurostandard track projector  
 Die-cast aluminum body.  
 38° light beam aluminum reflector  
 Light beam can be modified by purchasing a 15° or 60° reflector.  
 Finished in satin white or satin black.  
 Polycarbonate diffuser.  
 LED module and transformer included.  
 5 year warranty.



LIGHT SOURCE		FINISHED	CODE	CCT	FLUX	
LED 35W   220-240Vac CRI >90		Bianco satinato	<b>GFA990C</b>	3000K	2950lm	
		Sand White	<b>GFA990N</b>	4000K	3000lm	
BEAM  38°		Nero satinato	<b>GFA991C</b>	3000K	2950lm	
		Sand Black	<b>GFA991N</b>	4000K	3000lm	
ACCESSORIES		BEAM	CODE			
Riflettore in alluminio		15°	<b>GRI015</b>			
Aluminum reflector		60°	<b>GRI060</b>			






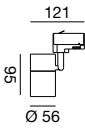


# AURAI

Proiettore a binario eurostandard  
Struttura in alluminio.  
Finitura in bianco, nero o oro.

Eurostandard track projectors.  
Aluminium structure.  
White, black or gold finish.







250 0,0015

LIGHT SOURCE		FINISHED	CODE	BULBS	
GU10 max 1x35W 220-240Vac  Lampadine non incluse Bulbs not included.		Bianco White	<b>GFA1060</b>	1 X GU10	
		Black Nero	<b>GFA1061</b>	1 X GU10	
		Oro Gold	<b>GFA1062</b>	1 X GU10	

LAMPADINE UTILIZZABILI  
AVAILABLE BULBS

Vedi pagina / see page  
479

GU10	BEAM	CODE	POWER	CCT	FLUX	CRI
		GLA241C	5W	3000K	420lm	>80
		GLA241N	5W	4000K	430lm	>80
		GLA243C	7W	3000K	590lm	>80
		GLA243N	7W	4000K	610lm	>80
		GLA242C	5W	3000K	410lm	>80
		GLA242N	5W	4000K	420lm	>80
		GLA244C	7W	3000K	550lm	>80
		GLA244N	7W	4000K	560lm	>80

BINARI PER PROIETTORI  
TRACK FOR PROJECTORS

Vedi pagina / see page  
22

## BINARIO PER PROIETTORI TRACK FOR PROJECTOS

Binario trifase per 3 circuiti separati.

Di sezione rettangolare in alluminio estruso, contiene un profilo sagomato in PVC isolante dotato di 4 conduttori in rame, mentre il profilo stesso realizza la messa a terra del sistema. Finitura in bianco o nero opaco.

Testata di alimentazione (indispensabile per il funzionamento), tappo di chiusura (indispensabile per il funzionamento), giunzioni di collegamento e kit di sospensione non inclusi e acquistabili separatamente.


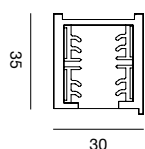

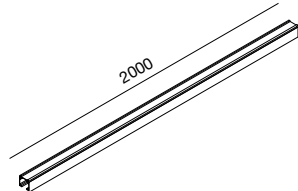
Three-phase track for 3 separate electrical circuits.

Rectangular section of extruded aluminium, includes a shaped profile in insulating PVC with 4 copper conductors, while the profile itself delivers the system's earthing provision.

Matt white or black finish.





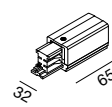

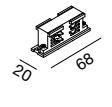

Power supply head (required for operation), closing cap (required for operation), connection joints and suspension kit not included and can be purchased separately.



	FINISHED	CODE	
	Bianco White	<b>GBIN01</b>	
	Black Nero	<b>GBIN02</b>	
			


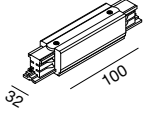


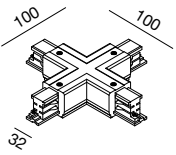


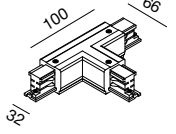


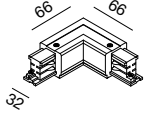



## ACCESSORI BINARIO PER PROIETTORI TRACK ACCESSORIES FOR PROJECTORS

DESCRIPTION		FINISHED	CODE	
<p>Tappo di chiusura per binario. Indispensabile per evitare il contatto diretto con i conduttori. Finitura in bianco o nero opaco.</p>		Bianco White	<b>GBIT01</b>	
<p>End cap for track. Essential to avoid direct contact with conductors. Matt white or black finish.</p>		Black Nero	<b>GBIT02</b>	
<p>Testata di alimentazione per binario. Finitura in bianco o nero opaco.</p>		Bianco White	<b>GBIT03</b>	
<p>Power supply head for track. Matt white or black finish.</p>		Black Nero	<b>GBIT04</b>	
<p>Giunto lineare per connessione elettrica e meccanica. Invisibile dopo l'installazione. Finitura in bianco o nero opaco.</p>		Bianco White	<b>GBIC01</b>	
<p>Joint for electrical and mechanical linear connection Invisible after installation. Matt white or black finish.</p>		Black Nero	<b>GBIC02</b>	

## ACCESSORI BINARIO PER PROIETTORI

### TRACK ACCESSORIES FOR PROJECTORS

DESCRIPTION		FINISHED	CODE	
<p>Giunto lineare per connessione elettrica e meccanica. Possibilità di utilizzo come testata di alimentazione. Finitura in bianco o nero opaco.</p>		<p>Bianco White</p>	<p><b>GBIC03</b></p>	
<p>Linear joint for electrical and mechanical connection. Can be used as a power supply head. Matt white or black finish.</p>		<p>Black Nero</p>	<p><b>GBIC04</b></p>	
<p>Giunto a X per connessione elettrica e meccanica. Possibilità di utilizzo come testata di alimentazione. Finitura in bianco o nero opaco.</p>		<p>Bianco White</p>	<p><b>GBIC05</b></p>	
<p>X-joint for electrical and mechanical connection. Can be used as a power supply head. Matt white or black finish.</p>		<p>Black Nero</p>	<p><b>GBIC06</b></p>	
<p>Giunto a T per connessione elettrica e meccanica. Possibilità di utilizzo come testata di alimentazione. Finitura in bianco o nero opaco.</p>		<p>Bianco White</p>	<p><b>GBIC07</b></p>	
<p>T-joint for electrical and mechanical connection. Can be used as a power supply head. Matt white or black finish.</p>		<p>Black Nero</p>	<p><b>GBIC08</b></p>	
<p>Giunto a L per connessione elettrica e meccanica. Possibilità di utilizzo come testata di alimentazione. Finitura in bianco o nero opaco.</p>		<p>Bianco White</p>	<p><b>GBIC09</b></p>	
<p>L-joint for electrical and mechanical connection. Can be used as a power supply head. Matt white or black finish.</p>		<p>Black Nero</p>	<p><b>GBIC10</b></p>	

## ACCESSORI BINARIO PER PROIETTORI TRACK ACCESSORIES FOR PROJECTORS

DESCRIPTION

Kit sospensione dotato di  
1 cavo in acciaio di 2 m  
e 1 bloccacavo a soffitto.  
Non include il cavo di alimentazione.  
Finitura in bianco o nero opaco.

Suspension kit equipped with  
1 2m steel cable  
and 1 ceiling cable clamp.  
Does not include the power cord.  
Matt white or black finish.

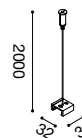


FINISHED

Bianco  
White

CODE

**GBIS01**



Black  
Nero

**GBIS02**

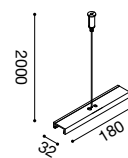
Kit sospensione dotato di  
1 staffa per unire 2 binari,  
di 1 cavo in acciaio di 2 m  
e 1 bloccacavo a soffitto.  
Non include il cavo di alimentazione.  
Finitura in bianco o nero opaco.

Suspension kit with  
1 bracket to join 2 tracks,  
1 2m steel cable and  
1 ceiling cable clamp.  
Does not include the power cord.  
Matt white or black finish.



Bianco  
White

**GBIS03**



Black  
Nero

**GBIS04**



■ FARETTI INCASSO RECESSED SPOTLIGHTS

# DIONE

Faretto ad incasso.  
Struttura in alluminio.  
Finitura in bianco satinato  
o nero satinato.  
Diffusore trasparente.  
Modulo LED e trasformatore inclusi.  
5 anni di garanzia.

Recessed spotlight.  
Aluminium structure.  
Sand white and sand black finish.  
Clear diffuser.  
LED module and transformer included.  
5 years warranty.



LIGHT SOURCE		FINISHED	CODE	CCT	FLUX	
LED 8W   220-240Vac CRI >90		Bianco satinato Sand White	<b>GFA1000C</b>	3000K	596lm	
BEAM  30°		Nero satinato Sand Black	<b>GFA1001C</b>	3000K	596lm	

## DRIVER

Misure alimentatore (susceptibili di variazioni)  
Measures power supply (measures could have variations)  
88x39x22 mm



# CELIA

Faretto ad incasso.  
 Struttura in alluminio.  
 Finitura bianco satinato esterno/bianco satinato interno o bianco satinato esterno/nero satinato interno.  
 Dissipatore in alluminio.  
 Diffusore opale.  
 Modulo LED e trasformatore incluso.  
 5 anni di garanzia.

Recessed spotlight.  
 Aluminium structure.  
 Available finishes: satin white on the outside/satin white on the inside or satin white on the outside and satin black on the inside.  
 Aluminium heatsink.  
 Opal diffuser.  
 LED module and transformer included.  
 5 years warranty.



LIGHT SOURCE		FINISHED	CODE	CCT	FLUX	
LED 10W   220-240Vac CRI >90		Bianco opaco / Nero opaco	<b>GFA1010C</b>	3000K	820lm	
BEAM 38° 		Matt White / Matt Black				
		Bianco satinato Sand White	<b>GFA1020C</b>	3000K	820lm	
LED 20W   220-240Vac CRI >90		Bianco opaco / Nero opaco	<b>GFA1011C</b>	3000K	1640lm	
BEAM 38° 		Matt White / Matt Black				
		Bianco satinato Sand White	<b>GFA1021C</b>	3000K	1640lm	

## DRIVER

Misure alimentatore (susceptibili di variazioni)  
 Measures power supply (measures could have variations)

CELIA 10W: 88x39x22 mm

CELIA 20W: 115x45x29 mm







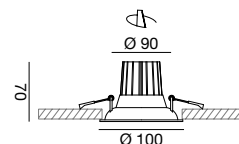
# EDEN

Faretto ad incasso.  
 Struttura e dissipatore in alluminio.  
 Finitura in bianco satinato.  
 o nero satinato.  
 Dissipatore in alluminio.  
 Diffusore trasparente.  
 Modulo LED e trasformatore incluso.  
 5 anni di garanzia.

Recessed spotlight.  
 Structure and heatsink in aluminium.  
 Sand white or sand black finish.  
 Clear diffuser.  
 LED module and transformer included.  
 5 years warranty.



LIGHT SOURCE		FINISHED	CODE	CCT	FLUX
LED 8W   220-240Vac CRI >90		Bianco satinato	<b>GFA1030C</b>	3000K	465lm
		Sand White	<b>GFA1030N</b>	4000K	510lm
BEAM  24°		Nero satinato	<b>GFA1031C</b>	3000K	465lm
		Sand Black	<b>GFA1031N</b>	4000K	510lm



## DRIVER

Misure alimentatore (susceptibili di variazioni)  
 Measures power supply (measures could have variations)  
 88x39x22 mm

# ARAN

Faretto ad incasso orientabile.  
Struttura e dissipatore in alluminio.  
Finitura in bianco satinato.  
Diffusore trasparente.  
Modulo LED e trasformatore incluso.  
5 anni di garanzia.

Adjustable recessed spotlight.  
Structure and heatsink in aluminium.  
Sand white finish.  
Clear diffuser.  
LED module and transformer included.  
5 years warranty.



Icon	Value
IP20	320
Area	0,001
Time	30.000
Area	480
Time	0,0019
Area	610
Time	0,0035

LIGHT SOURCE	FINISHED	CODE	CCT	FLUX
LED 8W   220-240Vac CRI >90	Bianco satinato Sand White	<b>GFA1040C</b>	3000K	600lm
BEAM 36°				

LED 16W   220-240Vac CRI >90	Bianco satinato Sand White	<b>GFA1041C</b>	3000K	1467lm
BEAM 36°				

LED 25W   220-240Vac CRI >90	Bianco satinato Sand White	<b>GFA1042C</b>	3000K	2100lm
BEAM 36°				

## DRIVER

Misure alimentatore (suscettibili di variazioni)  
Measures power supply (measures could have variations)

ARAN 8W: 88x39x22 mm  
ARAN 16W: 115x45x29 mm  
ARAN 25W: 108x68x32 mm





# VEGA

Faretto ad incasso.  
Struttura in alluminio.  
Finitura in bianco satinato.  
Dissipatore in alluminio.  
Diffusore opale.  
Modulo LED e trasformatore incluso.  
5 anni di garanzia.

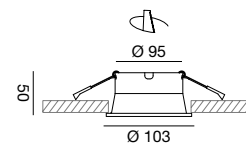
Recessed spotlight.  
Aluminium structure.  
Sand white finish.  
Aluminium heatsink.  
Opal diffuser.  
LED module and transformer included.  
5 years warranty.



LIGHT SOURCE	FINISHED	CODE	CCT	FLUX
LED 10W   220-240Vac CRI >80	Bianco satinato	<b>GFA1050C</b>	3000K	660lm
	Sand White	<b>GFA1050N</b>	4000K	700lm

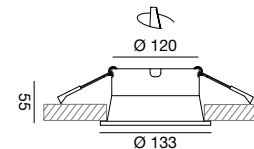
BEAM
120°



LED 16W   220-240Vac CRI >80	Bianco satinato	<b>GFA1051C</b>	3000K	1056lm
	Sand White	<b>GFA1051N</b>	4000K	1120lm

BEAM
120°



## DRIVER

Misure alimentatore (susceptibili di variazioni)  
Measures power supply (measures could have variations)

VEGA 10W: 88x39x22 mm  
VEGA 16W: 115x45x29 mm

# DANAE

Faretto ad incasso.  
Struttura in alluminio.  
Finitura in bianco satinato  
o nero satinato.  
Diffusore trasparente.  
Modulo LED e trasformatore inclusi.  
5 anni di garanzia.

Recessed spotlight.  
Aluminium structure.  
Sand white and sand black finish.  
Clear diffuser.  
LED module and transformer included.  
5 years warranty.



LIGHT SOURCE		FINISHED	CODE	CCT	FLUX	
LED CREE 9W   220-240Vac CRI >90		Bianco White	<b>GFA301</b>	3000K	700lm	
BEAM 						
		Nero Black	<b>GFA302</b>	3000K	650lm	
LED CREE 9W   220-240Vac CRI >90		Bianco White	<b>GFA303</b>	3000K	700lm	
BEAM 						
		Nero Black	<b>GFA304</b>	3000K	650lm	

## DRIVER

Misure alimentatore (suscettibili di variazioni)  
Measures power supply (measures could have variations)  
111x38x22 mm





## INDOOR


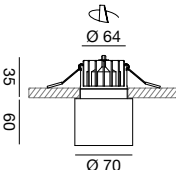


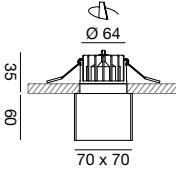

FARETTI INCASSI / RECESSED SPOTLIGHTS

## FAYE

Faretto ad incasso.  
Struttura in alluminio.  
Finitura in bianco satinato  
o nero satinato.  
Diffusore trasparente.  
Modulo LED e trasformatore inclusi.  
5 anni di garanzia.

Recessed spotlight.  
Aluminium structure.  
Sand white and sand black finish.  
Clear diffuser.  
LED module and transformer included.  
5 years warranty.




LIGHT SOURCE		FINISHED	CODE	CCT	FLUX	
LED CREE 9W   220-240Vac CRI >90		Bianco White	<b>GFA361</b>	3000K	550lm	
		Nero Black	<b>GFA362</b>	3000K	400lm	
LED CREE 9W   220-240Vac CRI >90		Bianco White	<b>GFA363</b>	3000K	550lm	
		Nero Black	<b>GFA364</b>	3000K	400lm	

## DRIVER

Misure alimentatore (suscettibili di variazioni)  
Measures power supply (measures could have variations)  
111x38x22 mm












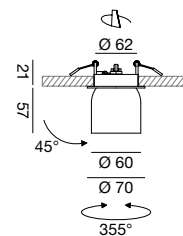
# PORTIA

Faretto ad incasso orientabile.  
Struttura in alluminio.  
Finitura in bianco satinato  
o nero satinato.  
Diffusore trasparente.  
Modulo LED e trasformatore inclusi.  
5 anni di garanzia.

Adjustable recessed spotlight.  
Aluminium structure.  
Sand white and sand black finish.  
Clear diffuser.  
LED module and trasformer included.  
5 years warranty.



LIGHT SOURCE		FINISHED	CODE	CCT	FLUX
LED CREE 9W   240mA CRI >90		Bianco	<b>GFA441</b>	3000K	680lm
		White			
BEAM  36°		Nero	<b>GFA442</b>	3000K	680lm
		Black			



## DRIVER

Misure alimentatore (susceptibili di variazioni)  
Measures power supply (measures could have variations)  
100x38x22 mm

# GLAM

Faretto da incasso a molle.  
Struttura e dissipatore in alluminio.  
Finitura in bianco opaco o nichel.  
Modulo LED CREE incluso.  
Trasformatore incluso ma non integrato.  
3 anni di garanzia.

Recessed spotlight with spring.  
Structure and heatsink in aluminium.  
Matt white or nickel finish.  
CREE LED module included.  
Included but not integrated transformer.  
3 years warranty.



LIGHT SOURCE		FINISHED	CODE	CCT	FLUX	
LED CREE 3W   220-240Vac CRI >80		Nichel	<b>GFA900C</b>	3000K	170lm	
		Nichel	<b>GFA900N</b>	4000K	180lm	
BEAM  30°		Bianco opaco	<b>GFA901C</b>	3000K	170lm	
		Matt White	<b>GFA901N</b>	4000K	180lm	
LED CREE 3W   220-240Vac CRI >80		Nichel	<b>GFA902C</b>	3000K	170lm	
		Nichel	<b>GFA902N</b>	4000K	180lm	
BEAM  30°		Bianco opaco	<b>GFA903C</b>	3000K	170lm	
		Matt White	<b>GFA903N</b>	4000K	180lm	

## DRIVER

Misure alimentatore (susceptibili di variazioni)  
Measures power supply (measures could have variations)  
75x23x20 mm







# ALTAIR

Faretti da incasso.  
Struttura e dissipatore in alluminio.  
Finitura in bianco opaco o alluminio.  
Modulo LED CREE incluso.  
Trasformatore incluso ma non integrato.  
3 anni di garanzia.

Recessed spotlights.  
Structure and heatsink in aluminium.  
Matt white or aluminium finish.  
CREE LED module included.  
Included but not integrated transformer.  
3 years warranty.

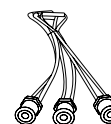


LIGHT SOURCE	FINISHED	CODE	CCT	FLUX
--------------	----------	------	-----	------

LED CREE  
3 x 1W | 220-240Vac  
CRI >80



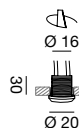
Bianco opaco	<b>GFA920C</b>	3000K	450lm
Matt White	<b>GFA920N</b>	4000K	480lm



BEAM



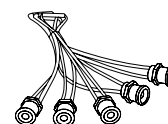
Alluminio	<b>GFA922C</b>	3000K	450lm
Aluminium	<b>GFA922N</b>	4000K	480lm



LED CREE  
5 x 1W | 220-240Vac  
CRI >80



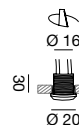
Bianco opaco	<b>GFA921C</b>	3000K	750lm
Matt White	<b>GFA921N</b>	4000K	800lm



BEAM



Alluminio	<b>GFA923C</b>	3000K	750lm
Aluminium	<b>GFA923N</b>	4000K	800lm



## DRIVER

Misure alimentatore (suscettibili di variazioni)  
Measures power supply (measures could have variations)  
GFA920-GFA922: 58x28x21 mm  
GFA921-GFA923: 88x39x23 mm

# ELARA

Faretto da incasso regolabile.  
Struttura e dissipatore in alluminio.  
Finitura in bianco opaco.  
Modulo LED CREE incluso.  
Trasformatore incluso ma non integrato.  
3 anni di garanzia.

Adjustable recessed spotlight.  
Structure and heatsink in aluminium.  
Matt white finish.  
CREE LED module included.  
Included but not integrated transformer.  
3 years warranty.



LIGHT SOURCE		FINISHED	CODE	CCT	FLUX	
LED CREE 3W   220-240Vac CRI >80		Bianco opaco	<b>GFA880C</b>	3000K	170lm	
		Matt White	<b>GFA880N</b>	4000K	180lm	
BEAM						

LED CREE 3W   220-240Vac CRI >80		Bianco opaco	<b>GFA890C</b>	3000K	170lm	
		Matt White	<b>GFA890N</b>	4000K	180lm	
BEAM						

## DRIVER

Misure alimentatore (suscettibili di variazioni)  
Measures power supply (measures could have variations)  
74x23x20 mm






# GAIA

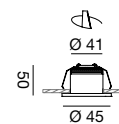
Faretto da incasso.  
 Struttura e dissipatore in alluminio.  
 Finitura in bianco opaco.  
 Diffusore in vetro trasparente.  
 Modulo LED CREE incluso.  
 Trasformatore incluso ma non integrato.  
 3 anni di garanzia.


Adjustable recessed spotlight.  
 Structure and heatsink in aluminium.  
 Matt white finish.  
 Diffuser in transparent glass.  
 CREE LED module included.  
 Included but not integrated transformer.  
 3 years warranty.



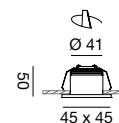
LIGHT SOURCE		FINISHED	CODE	CCT	FLUX
LED CREE 4W   220-240Vac CRI >80		Bianco opaco	<b>GFA850C</b>	3000K	320lm
		Matt White	<b>GFA850N</b>	4000K	340lm

BEAM



LED CREE 4W   220-240Vac CRI >80		Bianco opaco	<b>GFA851C</b>	3000K	320lm
		Matt White	<b>GFA851N</b>	4000K	340lm

BEAM



## DRIVER

Misure alimentatore (suscettibili di variazioni)  
 Measures power supply (measures could have variations)  
 58x28x21 mm

# ALYA

Faretto da incasso.  
 Struttura e dissipatore in alluminio.  
 Finitura in bianco opaco.  
 Diffusore in vetro trasparente.  
 Modulo LED incluso.  
 Trasformatore incluso ma non integrato.  
 3 anni di garanzia.

Recessed spotlight.  
 Structure and heatsink in aluminium.  
 Matt white finish.  
 Diffuser in transparent glass.  
 CREE LED module included.  
 Included but not integrated transformer.  
 3 years warranty.



LIGHT SOURCE	FINISHED	CODE	CCT	FLUX	
LED CREE 5W   220-240Vac CRI >80	Bianco opaco	<b>GFA770C</b>	3000K	350lm	
	Matt White	<b>GFA770N</b>	4000K	370lm	
BEAM 38°					

LED CREE 5W   220-240Vac CRI >80	Bianco opaco	<b>GFA771C</b>	3000K	350lm	
	Matt White	<b>GFA771N</b>	4000K	370lm	
BEAM 38°					

## DRIVER

Misure alimentatore (susceptibili di variazioni)  
 Measures power supply (measures could have variations)  
 58x28x21 mm





# QEBUI

Faretti da incasso.  
Struttura e dissipatore in alluminio.  
Finitura in bianco opaco o nero opaco.  
Modulo LED CREE incluso.  
Trasformatore incluso ma non integrato.  
3 anni di garanzia.

Recessed spotlights.  
Structure and heatsink in aluminium.  
Matt white or matt black finish.  
CREE LED module included.  
Included but not integrated transformer.  
3 years warranty.



LIGHT SOURCE		FINISHED	CODE	CCT	FLUX	
LED CREE 8W   220-240Vac CRI >80		Bianco opaco	<b>GFA950C</b>	3000K	600lm	
		Matt White	<b>GFA950N</b>	4000K	656lm	
BEAM  38°		Nero opaco	<b>GFA960C</b>	3000K	600lm	
		Matt Black	<b>GFA960N</b>	4000K	656lm	
LED CREE 8W   220-240Vac CRI >80		Bianco opaco	<b>GFA951C</b>	3000K	600lm	
		Matt White	<b>GFA951N</b>	4000K	656lm	
BEAM  38°		Nero opaco	<b>GFA961C</b>	3000K	600lm	
		Matt Black	<b>GFA961N</b>	4000K	656lm	

## DRIVER

Misure alimentatore (susceptibili di variazioni)  
Measures power supply (measures could have variations)  
88x39x23 mm






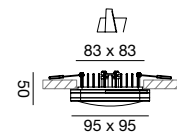
# CARDEA

Faretto da incasso.  
 Struttura e dissipatore in alluminio.  
 Finitura in bianco opaco.  
 Diffusore in PVC bianco.  
 Modulo LED Everlight incluso.  
 Trasformatore incluso ma non integrato.  
 3 anni di garanzia.

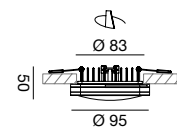
Recessed spotlight.  
 Structure and heatsink in aluminium.  
 Matt white finish.  
 Diffuser in white PVC.  
 Everlight LED module included.  
 Included but not integrated transformer.  
 3 years warranty.



LIGHT SOURCE		FINISHED	CODE	CCT	FLUX
LED CREE 10W   220-240Vac CRI >80		Bianco opaco	<b>GFA810C</b>	3000K	700lm
		Matt White	<b>GFA810N</b>	4000K	750lm



LED CREE 10W   220-240Vac CRI >80		Bianco opaco	<b>GFA811C</b>	3000K	700lm
		Matt White	<b>GFA811N</b>	4000K	750lm



DRIVER

Misure alimentatore (suscettibili di variazioni)  
 Measures power supply (measures could have variations)  
 88x39x23 mm

# CHANDRA

Faretto da incasso regolabile.  
 Struttura e dissipatore in alluminio.  
 Finitura in bianco opaco.  
 Diffusore in vetro trasparente.  
 Modulo LED CREE incluso.  
 Trasformatore incluso ma non integrato.  
 3 anni di garanzia.

Adjustable recessed spotlight.  
 Structure and heatsink in aluminium.  
 Matt white finish.  
 Diffuser in clear glass.  
 CREE LED module included.  
 Included but not integrated transformer.  
 3 years warranty.



LIGHT SOURCE	FINISHED	CODE	CCT	FLUX	
LED CREE 20W   220-240Vac CRI >80	Bianco opaco	<b>GFA910C</b>	3000K	1600lm	
	Matt White	<b>GFA910N</b>	4000K	1700lm	
BEAM 38°					

LED CREE 40W   220-240Vac CRI >80	Bianco opaco	<b>GFA911C</b>	3000K	3200lm	
	Matt White	<b>GFA911N</b>	4000K	3400lm	
BEAM 38°					

## DRIVER

Misure alimentatore (susceptibili di variazioni)  
 Measures power supply (measures could have variations)

CHANDRA 20W: 116x44x29 mm

CHANDRA 40W: GFA911: 142x44x30 mm



# LYRA

Faretto da incasso.  
 Struttura e dissipatore in alluminio.  
 Finitura in bianco opaco.  
 Diffusore in vetro  
 con finitura antiabbaglio.  
 Modulo LED CREE incluso.  
 Trasformatore incluso ma non integrato.  
 3 anni di garanzia.

Recessed spotlight.  
 Structure and heatsink in aluminium.  
 Matt white finish.  
 Diffuser in glass with anti-glare finish.  
 CREE LED module included.  
 Included but not integrated transformer.  
 3 years warranty.



LIGHT SOURCE	FINISHED	CODE	CCT	FLUX
LED CREE 16W   220-240Vac CRI >80	Bianco opaco	<b>GFA860C</b>	3000K	1280lm
	Matt White	<b>GFA860N</b>	4000K	1360lm

BEAM  
110°

LED CREE 30W   220-240Vac CRI >80	Bianco opaco	<b>GFA861C</b>	3000K	2400lm
	Matt White	<b>GFA861N</b>	4000K	2550lm

BEAM  
110°

## DRIVER

Misure alimentatore (susceptibili di variazioni)  
 Measures power supply (measures could have variations)

LYRA 16W: 100x42x24 mm

LYRA 30W: 140x44x28 mm







# MAIA R

Faretto da incasso rotondo.  
Struttura in materiale termoplastico.  
Finitura in bianco opaco.  
Diffusore in plastica antiabbaglio.  
Modulo LED incluso.

Round recessed spotlight.  
Structure in thermoplastic material.  
Matt white finish.  
Anti-glare plastic diffuser.  
LED module included.



		<b>IP20</b>			
			160	0,0007	35.000
			270	0,0012	
			440	0,0020	

LIGHT SOURCE		FINISHED	CODE	CCT	FLUX	
LED CREE 6W   220-240Vac CRI >80		Bianco opaco	<b>GFA750C</b>	3000K	390lm	 35 Ø 105 Ø 120
		Matt White	<b>GFA750N</b>	4000K	420lm	
BEAM						

LED CREE 12W   220-240Vac CRI >80		Bianco opaco	<b>GFA751C</b>	3000K	900lm	 35 Ø 155 Ø 168
		Matt White	<b>GFA751N</b>	4000K	960lm	
BEAM						

LED CREE 18W   220-240Vac CRI >80		Bianco opaco	<b>GFA752C</b>	3000K	1530lm	 35 Ø 205 Ø 225
		Matt White	<b>GFA752N</b>	4000K	1620lm	
BEAM						

# MAIA Q

Faretto da incasso quadrato.  
Struttura in materiale termoplastico.  
Finitura in bianco opaco.  
Diffusore in plastica antiabbaglio.  
Modulo LED incluso.

Square recessed spotlight.  
Structure in thermoplastic material.  
Matt white finish.  
Anti-glare plastic diffuser.  
LED module included.



		<b>IP20</b>			
				190	0,0007
				320	0,0012
				525	0,0020

LIGHT SOURCE		FINISHED	CODE	CCT	FLUX	
LED CREE 6W   220-240Vac CRI >80		Bianco opaco	<b>GFA753C</b>	3000K	390lm	 105 x 105 120 x 120
		Matt White	<b>GFA753N</b>	4000K	420lm	
BEAM						

LED CREE 12W   220-240Vac CRI >80		Bianco opaco	<b>GFA754C</b>	3000K	855lm	 155 x 155 168 x 168
		Matt White	<b>GFA754N</b>	4000K	912lm	
BEAM						

LED CREE 18W   220-240Vac CRI >80		Bianco opaco	<b>GFA755C</b>	3000K	1455lm	 Ø205 Ø 225
		Matt White	<b>GFA755N</b>	4000K	1540lm	
BEAM						



# JANUS R

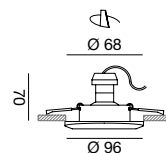
Faretto da incasso.  
Struttura in alluminio.  
Finitura in bianco opaco o cromo lucido.

Recessed spotlight.  
Aluminium structure.  
Matt white or polished chrome finish.



170 0,0005

LIGHT SOURCE	FINISHED	CODE	BULBS
GU10 max 1 x 35W 220-240Vac Lampadine non incluse Bulbs not included.	Bianco opaco Matt White	<b>GFA160</b>	1 x GU10
	Cromo lucido Polished Chrome	<b>GFA161</b>	1 x GU10



## LAMPADINE UTILIZZABILI AVAILABLE BULBS

Vedi pagina / see page  
479

GU10	BEAM	CODE	POWER	CCT	FLUX	CRI
		GLA241C	5W	3000K	420lm	>80
		GLA241N	5W	4000K	430lm	>80
		GLA243C	7W	3000K	590lm	>80
		GLA243N	7W	4000K	610lm	>80
		GLA242C	5W	3000K	410lm	>80
		GLA242N	5W	4000K	420lm	>80
		GLA244C	7W	3000K	550lm	>80
		GLA244N	7W	4000K	560lm	>80







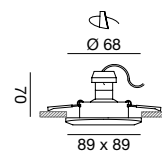
# JANUS Q

Faretto da incasso.  
Struttura in alluminio.  
Finitura in bianco opaco o cromo lucido.

Recessed spotlight.  
Aluminium structure.  
Matt white or polished chrome finish.







LIGHT SOURCE	FINISHED	CODE	BULBS
GU10 max 1 x 35W 220-240Vac Lampadine non incluse Bulbs not included.	 Bianco opaco Matt White	<b>GFA162</b>	1 x GU10
	 Cromo lucido Polished Chrome	<b>GFA163</b>	1 x GU10



## LAMPADINE UTILIZZABILI AVAILABLE BULBS

Vedi pagina / see page  
479

GU10	BEAM	CODE	POWER	CCT	FLUX	CRI
	 38°	GLA241C	5W	3000K	420lm	>80
		GLA241N	5W	4000K	430lm	>80
		GLA243C	7W	3000K	590lm	>80
		GLA243N	7W	4000K	610lm	>80
	 100°	GLA242C	5W	3000K	410lm	>80
		GLA242N	5W	4000K	420lm	>80
		GLA244C	7W	3000K	550lm	>80
		GLA244N	7W	4000K	560lm	>80





# VENUS

Faretto da incasso.  
Struttura in alluminio.  
Finitura in bianco opaco.

Recessed spotlight.  
Aluminium structure.  
Matt white finish.



LIGHT SOURCE	FINISHED	CODE	BULBS
GU10 max 1 x 35W 220-240Vac Lampadine non incluse Bulbs not included.	Bianco opaco Matt White	<b>GFA170</b>	1 x GU10








GU10 max 1 x 35W 220-240Vac Lampadine non incluse Bulbs not included.	Bianco opaco Matt White	<b>GFA171</b>	1 x GU10
---	----------------------------	---------------	----------




## LAMPADINE UTILIZZABILI AVAILABLE BULBS

Vedi pagina / see page  
479

GU10	BEAM	CODE	POWER	CCT	FLUX	CRI
	 38°	GLA241C	5W	3000K	420lm	>80
		GLA241N	5W	4000K	430lm	>80
		GLA243C	7W	3000K	590lm	>80
		GLA243N	7W	4000K	610lm	>80
	 100°	GLA242C	5W	3000K	410lm	>80
		GLA242N	5W	4000K	420lm	>80
		GLA244C	7W	3000K	550lm	>80
		GLA244N	7W	4000K	560lm	>80

# MARS

Faretto da incasso.  
Struttura in alluminio.  
Finitura in bianco opaco.

Recessed spotlight.  
Aluminium structure.  
Matt white finish.



200 0,0005  
200 0,0007

LIGHT SOURCE	FINISHED	CODE	BULBS
--------------	----------	------	-------

GU10  
max 1 x 35W  
220-240Vac

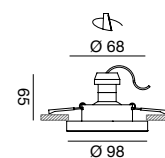


Bianco opaco  
Matt White

**GFA180**

1 x GU10

Lampadine non incluse  
Bulbs not included.



GU10  
max 1 x 35W  
220-240Vac

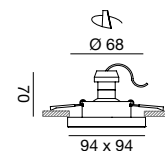


Bianco opaco  
Matt White

**GFA181**

1 x GU10

Lampadine non incluse  
Bulbs not included.



## LAMPADINE UTILIZZABILI AVAILABLE BULBS

Vedi pagina / see page  
479

GU10	BEAM	CODE	POWER	CCT	FLUX	CRI
		GLA241C	5W	3000K	420lm	>80
		GLA241N	5W	4000K	430lm	>80
		GLA243C	7W	3000K	590lm	>80
		GLA243N	7W	4000K	610lm	>80
		GLA242C	5W	3000K	410lm	>80
		GLA242N	5W	4000K	420lm	>80
		GLA244C	7W	3000K	550lm	>80
		GLA244N	7W	4000K	560lm	>80


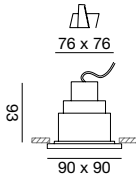
## NOVA

Faretto da incasso.  
Struttura in alluminio.  
Finitura in bianco opaco.  
Diffusore in vetro satinato bianco.

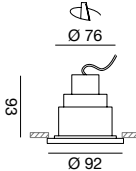
Recessed spotlight.  
Aluminium structure.  
Matt white finish.  
White frosted glass diffuser.







LIGHT SOURCE	FINISHED	CODE	BULBS
GU10 max 1 x 35W 220-240Vac Lampadine non include Bulbs not included.	Bianco opaco Matt White	<b>GFA520</b>	1 x GU10

GU10 max 1 x 35W 220-240Vac Lampadine non include Bulbs not included.	Bianco opaco Matt White	<b>GFA521</b>	1 x GU10
---	----------------------------	---------------	----------



LAMPADINE UTILIZZABILI  
AVAILABLE BULBS

Vedi pagina / see page  
479

GU10	BEAM	CODE	POWER	CCT	FLUX	CRI
	 38°	GLA241C	5W	3000K	420lm	>80
		GLA241N	5W	4000K	430lm	>80
		GLA243C	7W	3000K	590lm	>80
		GLA243N	7W	4000K	610lm	>80
	 100°	GLA242C	5W	3000K	410lm	>80
		GLA242N	5W	4000K	420lm	>80
		GLA244C	7W	3000K	550lm	>80
		GLA244N	7W	4000K	560lm	>80







# LENA

Faretto da incasso.  
 Struttura in metallo.  
 Finitura in bianco o grigio opaco.

Recessed spotlight.  
 Metal structure.  
 Matt white or grey finish.







275 0,001

LIGHT SOURCE		FINISHED	CODE	BULBS	
GU10 max 1 x 35W 220-240Vac  Lampadine non incluse Bulbs not included.		Bianco opaco Matt White	<b>GFA490</b>	1 x GU10	
		Grigio opaco Matt Grey	<b>GFA491</b>	1 x GU10	

## LAMPADINE UTILIZZABILI AVAILABLE BULBS

Vedi pagina / see page  
 479

GU10	BEAM	CODE	POWER	CCT	FLUX	CRI
		GLA241C	5W	3000K	420lm	>80
		GLA241N	5W	4000K	430lm	>80
		GLA243C	7W	3000K	590lm	>80
		GLA243N	7W	4000K	610lm	>80
		GLA242C	5W	3000K	410lm	>80
		GLA242N	5W	4000K	420lm	>80
		GLA244C	7W	3000K	550lm	>80
		GLA244N	7W	4000K	560lm	>80

# HELIOS R

Faretto da incasso orientabile.  
Struttura in alluminio.  
Finitura in bianco o nero opaco.





Adjustable recessed spotlight.  
Aluminium structure.  
Matt white or black finish.



LIGHT SOURCE		FINISHED	CODE	BULBS	
GU10 max 1x35W 220-240Vac  Lampadine non incluse Bulbs not included.		Bianco opaco Matt White	<b>GFA230</b>	1 x GU10	
		Nero opaco Matt Black	<b>GFA231</b>	1 x GU10	

## LAMPADINE UTILIZZABILI AVAILABLE BULBS

Vedi pagina / see page  
479


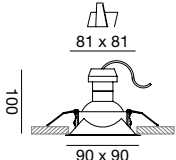

GU10	BEAM	CODE	POWER	CCT	FLUX	CRI
		GLA241C	5W	3000K	420lm	>80
		GLA241N	5W	4000K	430lm	>80
		GLA243C	7W	3000K	590lm	>80
		GLA243N	7W	4000K	610lm	>80
		GLA242C	5W	3000K	410lm	>80
		GLA242N	5W	4000K	420lm	>80
		GLA244C	7W	3000K	550lm	>80
		GLA244N	7W	4000K	560lm	>80

# HELIOS Q

Faretto da incasso orientabile.  
Struttura in alluminio.  
Finitura in bianco o nero opaco.





Adjustable recessed spotlight.  
Aluminium structure.  
Matt white or black finish.



LIGHT SOURCE		FINISHED	CODE	BULBS	
GU10 max 1 x 35W 220-240Vac Lampadine non incluse Bulbs not included.		Bianco opaco Matt White	<b>GFA240</b>	1 x GU10	
		Nero opaco Matt Black	<b>GFA241</b>	1 x GU10	

## LAMPADINE UTILIZZABILI AVAILABLE BULBS

Vedi pagina / see page  
479

GU10	BEAM	CODE	POWER	CCT	FLUX	CRI
		GLA241C	5W	3000K	420lm	>80
		GLA241N	5W	4000K	430lm	>80
		GLA243C	7W	3000K	590lm	>80
		GLA243N	7W	4000K	610lm	>80
		GLA242C	5W	3000K	410lm	>80
		GLA242N	5W	4000K	420lm	>80
		GLA244C	7W	3000K	550lm	>80
		GLA244N	7W	4000K	560lm	>80




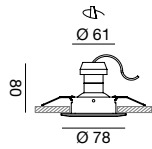





# ERA

Faretto da incasso.  
Struttura in alluminio.  
Finitura in bianco opaco,  
nero opaco, alluminio spazzolato  
o grigio opaco.  
Diffusore in vetro satinato.





Recessed spotlight.  
Aluminium structure.  
Matt white, matt black,  
brushed aluminium finish  
or matt grey.  
Frosted glass diffuser.



LIGHT SOURCE		FINISHED	CODE	BULBS	
GU10 max 1 x 35W 220-240Vac  Lampadine non incluse Bulbs not included.		Bianco opaco Matt White	<b>GFA310</b>	1 x GU10	
		Nero opaco Matt Black	<b>GFA311</b>	1 x GU10	
		Alluminio Spazzolato  Brushed Aluminium	<b>GFA312</b>	1 x GU10	
		Grigio opaco Matt Grey	<b>GFA313</b>	1 x GU10	

## LAMPADINE UTILIZZABILI AVAILABLE BULBS

Vedi pagina / see page  
479

GU10	BEAM	CODE	POWER	CCT	FLUX	CRI
		GLA241C	5W	3000K	420lm	>80
		GLA241N	5W	4000K	430lm	>80
		GLA243C	7W	3000K	590lm	>80
		GLA243N	7W	4000K	610lm	>80
		GLA242C	5W	3000K	410lm	>80
		GLA242N	5W	4000K	420lm	>80
		GLA244C	7W	3000K	550lm	>80
		GLA244N	7W	4000K	560lm	>80







# SIRIUS

Faretto da incasso.  
 Struttura in alluminio.  
 Finitura in bianco opaco, nero opaco  
 o alluminio spazzolato.

Recessed spotlight.  
 Aluminium structure.  
 Matt white, matt black  
 or brushed aluminium finish.









110 0,0003

LIGHT SOURCE		FINISHED	CODE	BULBS	
GU10 max 1 x 35W 220-240Vac Lampadine non incluse Bulbs not included.		Alluminio Spazzolato Brushed Aluminium	<b>GFA220</b>	1 x GU10	
		Bianco opaco Matt White	<b>GFA221</b>	1 x GU10	
		Nero opaco Matt Black	<b>GFA222</b>	1 x GU10	

## LAMPADINE UTILIZZABILI AVAILABLE BULBS

Vedi pagina / see page  
 479

GU10	BEAM	CODE	POWER	CCT	FLUX	CRI
		GLA241C	5W	3000K	420lm	>80
		GLA241N	5W	4000K	430lm	>80
		GLA243C	7W	3000K	590lm	>80
		GLA243N	7W	4000K	610lm	>80
		GLA242C	5W	3000K	410lm	>80
		GLA242N	5W	4000K	420lm	>80
		GLA244C	7W	3000K	550lm	>80
		GLA244N	7W	4000K	560lm	>80

# ORIM R

Faretto da incasso orientabile.  
Struttura in alluminio.  
Finitura in bianco opaco, nero opaco  
o alluminio spazzolato.





Adjustable recessed spotlight.  
Aluminium structure.  
Matt white, matt black  
or brushed aluminium finish.



LIGHT SOURCE		FINISHED	CODE	BULBS	
GU10 max 1 x 35W 220-240Vac  Lampadine non incluse Bulbs not included.		Alluminio Spazzolato  Brushed Aluminium	<b>GFA130</b>	1 x GU10	
		Bianco opaco Matt White	<b>GFA131</b>	1 x GU10	
		Nero opaco Matt Black	<b>GFA132</b>	1 x GU10	

## LAMPADINE UTILIZZABILI AVAILABLE BULBS

Vedi pagina / see page  
479

GU10	BEAM	CODE	POWER	CCT	FLUX	CRI
		GLA241C	5W	3000K	420lm	>80
		GLA241N	5W	4000K	430lm	>80
		GLA243C	7W	3000K	590lm	>80
		GLA243N	7W	4000K	610lm	>80
		GLA242C	5W	3000K	410lm	>80
		GLA242N	5W	4000K	420lm	>80
		GLA244C	7W	3000K	550lm	>80
		GLA244N	7W	4000K	560lm	>80

# ORIM Q

Faretto da incasso orientabile.  
 Struttura in alluminio.  
 Finitura in bianco opaco, nero opaco  
 o alluminio spazzolato.





Adjustable recessed spotlight.  
 Aluminium structure.  
 Matt white, matt black  
 or brushed aluminium finish.



LIGHT SOURCE		FINISHED	CODE	BULBS	
GU10 max 1 x 35W 220-240Vac  Lampadine non incluse Bulbs not included.		Alluminio Spazzolato  Brushed Aluminium	<b>GFA050</b>	1 x GU10	
		Bianco opaco Matt White	<b>GFA051</b>	1 x GU10	
		Nero opaco Matt Black	<b>GFA052</b>	1 x GU10	

LAMPADINE UTILIZZABILI  
 AVAILABLE BULBS

Vedi pagina / see page  
 479


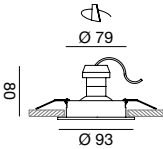


GU10	BEAM	CODE	POWER	CCT	FLUX	CRI
		GLA241C	5W	3000K	420lm	>80
		GLA241N	5W	4000K	430lm	>80
		GLA243C	7W	3000K	590lm	>80
		GLA243N	7W	4000K	610lm	>80
		GLA242C	5W	3000K	410lm	>80
		GLA242N	5W	4000K	420lm	>80
		GLA244C	7W	3000K	550lm	>80
		GLA244N	7W	4000K	560lm	>80

# ZENIT R

Faretto da incasso orientabile.  
Struttura in alluminio.  
Finitura in bianco opaco, nero opaco  
o alluminio spazzolato.





Adjustable recessed spotlight.  
Aluminium structure.  
Matt white, matt black  
or brushed aluminium finish.



LIGHT SOURCE		FINISHED	CODE	BULBS	
GU10 max 1 x 35W 220-240Vac  Lampadine non incluse Bulbs not included.		Alluminio Spazzolato  Brushed Aluminium	<b>GFA090</b>	1 x GU10	
		Bianco opaco Matt White	<b>GFA091</b>	1 x GU10	
		Nero opaco Matt Black	<b>GFA092</b>	1 x GU10	

## LAMPADINE UTILIZZABILI AVAILABLE BULBS

Vedi pagina / see page  
479

GU10	BEAM	CODE	POWER	CCT	FLUX	CRI
		GLA241C	5W	3000K	420lm	>80
		GLA241N	5W	4000K	430lm	>80
		GLA243C	7W	3000K	590lm	>80
		GLA243N	7W	4000K	610lm	>80
		GLA242C	5W	3000K	410lm	>80
		GLA242N	5W	4000K	420lm	>80
		GLA244C	7W	3000K	550lm	>80
		GLA244N	7W	4000K	560lm	>80


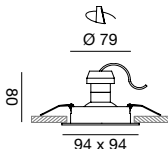


# ZENIT Q

Faretto da incasso orientabile.  
Struttura in alluminio.  
Finitura in bianco opaco, nero opaco  
o alluminio spazzolato.

Adjustable recessed spotlight.  
Aluminium structure.  
Matt white, matt black  
or brushed aluminium finish.







180 0,0004

LIGHT SOURCE		FINISHED	CODE	BULBS	
GU10 max 1 x 35W 220-240Vac Lampadine non incluse Bulbs not included.		Alluminio Spazzolato Brushed Aluminium	<b>GFA040</b>	1 x GU10	
		Bianco opaco Matt White	<b>GFA041</b>	1 x GU10	
		Nero opaco Matt Black	<b>GFA042</b>	1 x GU10	

## LAMPADINE UTILIZZABILI AVAILABLE BULBS

Vedi pagina / see page  
479

GU10	BEAM	CODE	POWER	CCT	FLUX	CRI
		GLA241C	5W	3000K	420lm	>80
		GLA241N	5W	4000K	430lm	>80
		GLA243C	7W	3000K	590lm	>80
		GLA243N	7W	4000K	610lm	>80
		GLA242C	5W	3000K	410lm	>80
		GLA242N	5W	4000K	420lm	>80
		GLA244C	7W	3000K	550lm	>80
		GLA244N	7W	4000K	560lm	>80









# ARIEL

Faretto da incasso orientabile.  
Struttura in alluminio.  
Finitura in cromo, nichel spazzolato e cromo o oro satinato e oro lucido.

Adjustable recessed spotlight.  
Aluminium structure.  
Chrome, brushed nickel and chrome or satin gold aluminium structure.









360 0,0001

LIGHT SOURCE		FINISHED	CODE	BULBS	
GU10 220-240Vac  Lampadine non incluse Bulbs not included.		Nichel spazzolato e Cromo Brushed Nickel and Chrome	<b>GFA001</b>	1 x GU10	
		Cromo Chrome	<b>GFA002</b>	1 x GU10	
		Oro satinato e Oro lucido Satin Gold and polished Gold	<b>GFA003</b>	1 x GU10	

## LAMPADINE UTILIZZABILI AVAILABLE BULBS

Vedi pagina / see page  
479

GU10	BEAM	CODE	POWER	CCT	FLUX	CRI
		GLA241C	5W	3000K	420lm	>80
		GLA241N	5W	4000K	430lm	>80
		GLA243C	7W	3000K	590lm	>80
		GLA243N	7W	4000K	610lm	>80
		GLA242C	5W	3000K	410lm	>80
		GLA242N	5W	4000K	420lm	>80
		GLA244C	7W	3000K	550lm	>80
		GLA244N	7W	4000K	560lm	>80




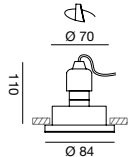





# AURORA R

Faretto da incasso.  
Struttura in alluminio.  
Finitura in bianco lucido, cromo,  
nichel spazzolato o brunito.  
Diffusore in vetro satinato.  
Possono essere installati in bagno.





Recessed spotlight.  
Aluminium structure.  
Polished white, chrome,  
brushed nickel or antique brass.  
Frosted glass diffuser.  
For bathroom.



LIGHT SOURCE		FINISHED	CODE	BULBS	
GU10 max 1 x 35W 220-240Vac  Lampadine non incluse Bulbs not included.		Bianco lucido Polished White	<b>GFA370</b>	1 x GU10	
		Cromo Chrome	<b>GFA371</b>	1 x GU10	
		Nichel spazzolato Brushed Nickel	<b>GFA372</b>	1 x GU10	
		Brunito Antique Brass	<b>GFA373</b>	1 x GU10	

## LAMPADINE UTILIZZABILI AVAILABLE BULBS

Vedi pagina / see page  
479


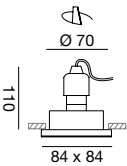



GU10	BEAM	CODE	POWER	CCT	FLUX	CRI
		GLA241C	5W	3000K	420lm	>80
		GLA241N	5W	4000K	430lm	>80
		GLA243C	7W	3000K	590lm	>80
		GLA243N	7W	4000K	610lm	>80
		GLA242C	5W	3000K	410lm	>80
		GLA242N	5W	4000K	420lm	>80
		GLA244C	7W	3000K	550lm	>80
		GLA244N	7W	4000K	560lm	>80

# AURORA Q

Faretto da incasso.  
Struttura in alluminio.  
Finitura in bianco lucido, cromo,  
nichel spazzolato o brunito.  
Diffusore in vetro satinato.  
Possono essere installati in bagno.





Recessed spotlight.  
Aluminium structure.  
Polished white, chrome,  
brushed nickel or antique brass.  
Frosted glass diffuser.  
For bathroom.



LIGHT SOURCE		FINISHED	CODE	BULBS	
GU10 max 1 x 35W 220-240Vac  Lampadine non incluse Bulbs not included.		Bianco lucido Polished White	<b>GFA374</b>	1 x GU10	
		Cromo Chrome	<b>GFA375</b>	1 x GU10	
		Nichel spazzolato Brushed Nickel	<b>GFA376</b>	1 x GU10	
		Brunito Antique Brass	<b>GFA377</b>	1 x GU10	

## LAMPADINE UTILIZZABILI AVAILABLE BULBS

Vedi pagina / see page  
479

GU10	BEAM	CODE	POWER	CCT	FLUX	CRI
		GLA241C	5W	3000K	420lm	>80
		GLA241N	5W	4000K	430lm	>80
		GLA243C	7W	3000K	590lm	>80
		GLA243N	7W	4000K	610lm	>80
		GLA242C	5W	3000K	410lm	>80
		GLA242N	5W	4000K	420lm	>80
		GLA244C	7W	3000K	550lm	>80
		GLA244N	7W	4000K	560lm	>80

# HELKY


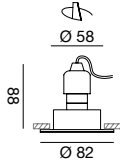





Faretto da incasso.  
Struttura in metallo.  
Finitura in bianco lucido, nero,  
cromo, nichel spazzolato,  
oro e brunito.

Recessed spotlight.  
Metal structure.  
Chrome, gold, polish white,  
brushed nickel, antique brass  
or satined black metal structure.









140 0,001

LIGHT SOURCE		FINISHED	CODE	BULBS	
GU10 max 1 x 35W 220-240Vac  Lampadine non incluse Bulbs not included.		Cromo Chrome	<b>GFA010</b>	1 x GU10	
		Bianco lucido Polished White	<b>GFA011</b>	1 x GU10	
		Nichel spazzolato Brushed Nickel	<b>GFA012</b>	1 x GU10	
		Brunito Antique Brass	<b>GFA013</b>	1 x GU10	
		Nero Black	<b>GFA014</b>	1 x GU10	
		Oro Gold	<b>GFA015</b>	1 x GU10	

LAMPADINE UTILIZZABILI  
AVAILABLE BULBS

Vedi pagina / see page  
479

GU10	BEAM	CODE	POWER	CCT	FLUX	CRI
		GLA241C	5W	3000K	420lm	>80
		GLA241N	5W	4000K	430lm	>80
		GLA243C	7W	3000K	590lm	>80
		GLA243N	7W	4000K	610lm	>80
		GLA242C	5W	3000K	410lm	>80
		GLA242N	5W	4000K	420lm	>80
		GLA244C	7W	3000K	550lm	>80
		GLA244N	7W	4000K	560lm	>80





# CORALIE 1

Faretto da incasso.  
Struttura in alluminio.  
Finitura in bianco opaco  
con inserimento di strass  
di cristallo trasparente.

Recessed spotlight.  
Aluminium structure.  
Matt white finish with addition  
of clear crystal rhinestones.



LIGHT SOURCE		FINISHED	CODE	BULBS	
GU10 max 1 x 35W 220-240Vac Lampadine non incluse Bulbs not included.		Bianco opaco e strass Matt White with rhinestones	<b>GFA190</b>	1 x GU10	
		Bianco opaco e strass Matt White with rhinestones	<b>GFA191</b>	1 x GU10	

## LAMPADINE UTILIZZABILI AVAILABLE BULBS

Vedi pagina / see page  
479

GU10	BEAM	CODE	POWER	CCT	FLUX	CRI
		GLA241C	5W	3000K	420lm	>80
		GLA241N	5W	4000K	430lm	>80
		GLA243C	7W	3000K	590lm	>80
		GLA243N	7W	4000K	610lm	>80
		GLA242C	5W	3000K	410lm	>80
		GLA242N	5W	4000K	420lm	>80
		GLA244C	7W	3000K	550lm	>80
		GLA244N	7W	4000K	560lm	>80

## CORALIE 3

Faretto da incasso.  
Struttura in alluminio.  
Finitura in bianco opaco  
con inserimento di strass  
di cristallo trasparente.

Recessed spotlight.  
Aluminium structure.  
Matt white finish with addition  
of clear crystal rhinestones.



LIGHT SOURCE		FINISHED	CODE	BULBS	
GU10 max 1 x 35W 220-240Vac Lampadine non incluse Bulbs not included.		Bianco opaco e strass Matt White with rhinestones	<b>GFA210</b>	1 x GU10	
GU10 max 1 x 35W 220-240Vac Lampadine non incluse Bulbs not included.		Bianco opaco e strass Matt White with rhinestones	<b>GFA211</b>	1 x GU10	

LAMPADINE UTILIZZABILI  
AVAILABLE BULBS

Vedi pagina / see page  
479

GU10	BEAM	CODE	POWER	CCT	FLUX	CRI
		GLA241C	5W	3000K	420lm	>80
		GLA241N	5W	4000K	430lm	>80
		GLA243C	7W	3000K	590lm	>80
		GLA243N	7W	4000K	610lm	>80
		GLA242C	5W	3000K	410lm	>80
		GLA242N	5W	4000K	420lm	>80
		GLA244C	7W	3000K	550lm	>80
		GLA244N	7W	4000K	560lm	>80





# OPHELIA

Faretto da incasso.  
Montatura in metallo.  
Finitura in cromo.  
Diffusore in cristallo.

Recessed spotlight.  
Chrome metal structure.  
with clear glass.  
Crystal diffuser.





	IP20		
	250	0,001	
	260	0,001	
	295	0,001	

LIGHT SOURCE		FINISHED	CODE	BULBS	
GU10 max 1 x 35W 220-240Vac  Lampadine non incluse Bulbs not included.		Cromo/cristallo Chrome/glass	<b>GFA320</b>	1 x GU10	

GU10 max 1 x 35W 220-240Vac  Lampadine non incluse Bulbs not included.		Cromo/cristallo Chrome/glass	<b>GFA321</b>	1 x GU10	
---	--	---------------------------------	---------------	----------	--

GU10 max 1 X 35W 220-240Vac  Lampadine non incluse Bulbs not included.		Cromo/cristallo Chrome/glass	<b>GFA322</b>	1 x GU10	
---	--	---------------------------------	---------------	----------	--

LAMPADINE UTILIZZABILI  
AVAILABLE BULBS

Vedi pagina / see page  
479

GU10	BEAM	CODE	POWER	CCT	FLUX	CRI
		GLA241C	5W	3000K	420lm	>80
		GLA241N	5W	4000K	430lm	>80
		GLA243C	7W	3000K	590lm	>80
		GLA243N	7W	4000K	610lm	>80
		GLA242C	5W	3000K	410lm	>80
		GLA242N	5W	4000K	420lm	>80
		GLA244C	7W	3000K	550lm	>80
		GLA244N	7W	4000K	560lm	>80



# CYGNUS

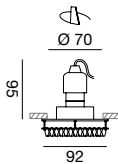

Faretto da incasso.  
Struttura in metallo  
cromo o oro  
con pendenti bianchi.

Recessed spotlight.  
Chrome or gold  
metal structure  
with white crystal.





CRISTALLO  
ASFOUR  
30% PBO



LIGHT SOURCE		FINISHED	CODE	BULBS	
GU10 max 1 x 35W 220-240Vac Lampadine non incluse Bulbs not included.		Oro Gold	<b>GFA100</b>	1 x GU10	
		Cromo Chrome	<b>GFA101</b>	1 x GU10	

## LAMPADINE UTILIZZABILI AVAILABLE BULBS

Vedi pagina / see page  
479

GU10	BEAM	CODE	POWER	CCT	FLUX	CRI
		GLA241C	5W	3000K	420lm	>80
		GLA241N	5W	4000K	430lm	>80
		GLA243C	7W	3000K	590lm	>80
		GLA243N	7W	4000K	610lm	>80


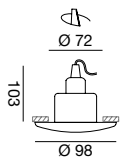
# INDRA

Faretto da incasso.  
Struttura in metallo.  
Diffusore in vetro bianco satinato  
o cristallo trasparente.


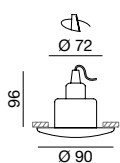
Recessed spotlight.  
Metal structure.  
with white satined glass  
or clear crystal.



LIGHT SOURCE	FINISHED	CODE	BULBS
GU10 max 1x35W 220-240Vac  Lampadine non incluse Bulbs not included.	Cristallo trasparente  Clear Crystal	<b>GFA063</b>	1 x GU10








GU10 max 1x35W 220-240Vac  Lampadine non incluse Bulbs not included.	Bianco satinato Satinated White	<b>GFA070</b>	1 x GU10
---	------------------------------------	---------------	----------

## LAMPADINE UTILIZZABILI AVAILABLE BULBS

Vedi pagina / see page  
479

GU10	BEAM	CODE	POWER	CCT	FLUX	CRI
		GLA241C	5W	3000K	420lm	>80
		GLA241N	5W	4000K	430lm	>80
		GLA243C	7W	3000K	590lm	>80
		GLA243N	7W	4000K	610lm	>80
		GLA242C	5W	3000K	410lm	>80
		GLA242N	5W	4000K	420lm	>80
		GLA244C	7W	3000K	550lm	>80
		GLA244N	7W	4000K	560lm	>80




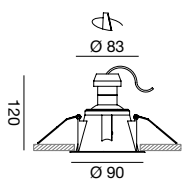




# CERES R

Faretto da incasso.  
Struttura in alluminio bianco opaco.  
Finitura in oro lucido, cromo o rame.





Recessed spotlight.  
Matt white aluminium structure.  
Shine gold, chrome or copper finish.



LIGHT SOURCE		FINISHED	CODE	BULBS	
GU10 max 1 x 35W 220-240Vac  Lampadine non incluse Bulbs not included.		Cover Oro lucido  Shine Gold cover	<b>GFA620</b>	1 x GU10	
		Cover Cromo  Chrome cover	<b>GFA621</b>	1 x GU10	
		Cover Rame  Copper cover	<b>GFA622</b>	1 x GU10	

## LAMPADINE UTILIZZABILI AVAILABLE BULBS

Vedi pagina / see page  
479

GU10	BEAM	CODE	POWER	CCT	FLUX	CRI
		GLA241C	5W	3000K	420lm	>80
		GLA241N	5W	4000K	430lm	>80
		GLA243C	7W	3000K	590lm	>80
		GLA243N	7W	4000K	610lm	>80
		GLA242C	5W	3000K	410lm	>80
		GLA242N	5W	4000K	420lm	>80
		GLA244C	7W	3000K	550lm	>80
		GLA244N	7W	4000K	560lm	>80


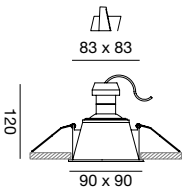


# CERES Q

Faretto da incasso.  
Struttura in alluminio bianco opaco.  
Finitura in oro lucido, cromo o rame.

Recessed spotlight.  
Matt white aluminium structure.  
Shine gold, chrome or copper finish.







200 0,001

LIGHT SOURCE		FINISHED	CODE	BULBS	
GU10 max 1 x 35W 220-240Vac  Lampadine non incluse Bulbs not included.		Cover Oro lucido  Shine Gold cover	<b>GFA623</b>	1 x GU10	
		Cover Cromo Chrome cover	<b>GFA624</b>	1 x GU10	
		Cover Rame Copper cover	<b>GFA625</b>	1 x GU10	

## LAMPADINE UTILIZZABILI AVAILABLE BULBS

Vedi pagina / see page  
479

GU10	BEAM	CODE	POWER	CCT	FLUX	CRI
		GLA241C	5W	3000K	420lm	>80
		GLA241N	5W	4000K	430lm	>80
		GLA243C	7W	3000K	590lm	>80
		GLA243N	7W	4000K	610lm	>80
		GLA242C	5W	3000K	410lm	>80
		GLA242N	5W	4000K	420lm	>80
		GLA244C	7W	3000K	550lm	>80
		GLA244N	7W	4000K	560lm	>80



# HEMERA

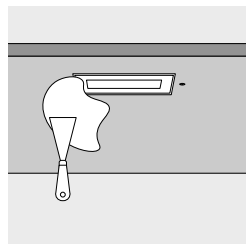
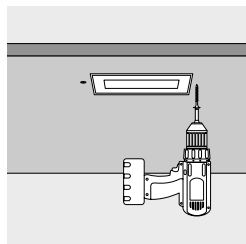
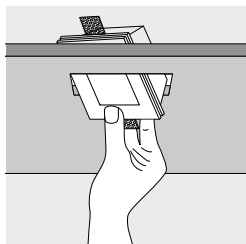
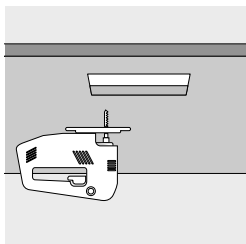
LA LUCE SI INTEGRA PERFETTAMENTE  
IN OGNI PROGETTO ARCHITETTONICO.

LIGHT SUITABLE FOR ANY  
ARCHITECTURAL PROJECT.





## ■ FARETTI INCASSI IN GESSO GYPSUM RECESSED SPOTLIGHTS



## HEMERA R

Faretto da incasso in gesso.  
Finitura in nero lucido,  
cromo o rame giallo.

Gypsum recessed spotlight.  
Shine gold, chrome or  
yellow copper finish.







565 0,0016

LIGHT SOURCE		FINISHED	CODE	BULBS	
GU10 max 1 x 35W 220-240Vac  Lampadine non incluse Bulbs not included.		Cover Nero lucido  Shine Black cover	<b>GFA633</b>	1 x GU10	
		Cover Cromo  Chrome cover	<b>GFA634</b>	1 x GU10	
		Cover Rame Giallo  Yellow Copper cover	<b>GFA635</b>	1 x GU10	

LAMPADINE UTILIZZABILI  
AVAILABLE BULBS

Vedi pagina / see page  
479

GU10	BEAM	CODE	POWER	CCT	FLUX	CRI
		GLA241C	5W	3000K	420lm	>80
		GLA241N	5W	4000K	430lm	>80
		GLA243C	7W	3000K	590lm	>80
		GLA243N	7W	4000K	610lm	>80
		GLA242C	5W	3000K	410lm	>80
		GLA242N	5W	4000K	420lm	>80
		GLA244C	7W	3000K	550lm	>80
		GLA244N	7W	4000K	560lm	>80

# HEMERA Q

Faretto da incasso in gesso.  
Finitura in nero lucido,  
cromo o rame giallo.





Gypsum recessed spotlight.  
Shine gold, chrome or  
yellow copper finish.



LIGHT SOURCE		FINISHED	CODE	BULBS	
GU10 max 1 x 35W 220-240Vac Lampadine non incluse Bulbs not included.		Cover Nero lucido Shine Black cover	<b>GFA630</b>	1 x GU10	
		Cover Cromo Chrome cover	<b>GFA631</b>	1 x GU10	
		Cover Rame Giallo Yellow Copper cover	<b>GFA632</b>	1 x GU10	

LAMPADINE UTILIZZABILI  
AVAILABLE BULBS

Vedi pagina / see page  
479




GU10	BEAM	CODE	POWER	CCT	FLUX	CRI
		GLA241C	5W	3000K	420lm	>80
		GLA241N	5W	4000K	430lm	>80
		GLA243C	7W	3000K	590lm	>80
		GLA243N	7W	4000K	610lm	>80
		GLA242C	5W	3000K	410lm	>80
		GLA242N	5W	4000K	420lm	>80
		GLA244C	7W	3000K	550lm	>80
		GLA244N	7W	4000K	560lm	>80

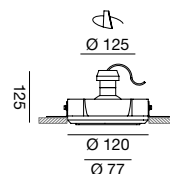
## ASTRA R

Faretto da incasso in gesso.  
Finitura in nero lucido,  
cromo o rame giallo.





Gypsum recessed spotlight.  
Shine gold, chrome or  
yellow copper finish.



LIGHT SOURCE	FINISHED	CODE	BULBS
GU10 max 1 x 35W 220-240Vac Lampadine non incluse Bulbs not included.	 Cover Nero lucido Shine Black cover	<b>GFA643</b>	1 x GU10
	 Cover Cromo Chrome cover	<b>GFA644</b>	1 x GU10
	 Cover Rame Giallo Yellow Copper cover	<b>GFA645</b>	1 x GU10

LAMPADINE UTILIZZABILI  
AVAILABLE BULBS

Vedi pagina / see page  
479

GU10	BEAM	CODE	POWER	CCT	FLUX	CRI
	 38°	GLA241C	5W	3000K	420lm	>80
		GLA241N	5W	4000K	430lm	>80
		GLA243C	7W	3000K	590lm	>80
		GLA243N	7W	4000K	610lm	>80
	 100°	GLA242C	5W	3000K	410lm	>80
		GLA242N	5W	4000K	420lm	>80
		GLA244C	7W	3000K	550lm	>80
		GLA244N	7W	4000K	560lm	>80



# ASTRA Q

Faretto da incasso in gesso.  
Finitura in nero lucido,  
cromo o rame giallo.

Gypsum recessed spotlight.  
Shine gold, chrome or  
yellow copper finish.



## LIGHT SOURCE

GU10  
max 1 x 35W  
220-240Vac

Lampadine non incluse  
Bulbs not included.



## FINISHED

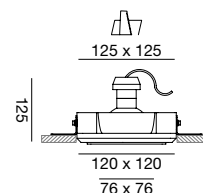
Cover Nero  
lucido  
Shine Black  
cover

## CODE

**GFA640**

## BULBS

1 x GU10



Cover Cromo  
Chrome cover

**GFA641**

1 x GU10



Cover Rame  
Giallo  
Yellow Copper  
cover

**GFA642**

1 x GU10

## LAMPADINE UTILIZZABILI AVAILABLE BULBS

Vedi pagina / see page  
479

GU10	BEAM	CODE	POWER	CCT	FLUX	CRI
		GLA241C	5W	3000K	420lm	>80
		GLA241N	5W	4000K	430lm	>80
		GLA243C	7W	3000K	590lm	>80
		GLA243N	7W	4000K	610lm	>80
		GLA242C	5W	3000K	410lm	>80
		GLA242N	5W	4000K	420lm	>80
		GLA244C	7W	3000K	550lm	>80
		GLA244N	7W	4000K	560lm	>80






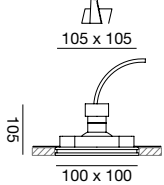
Faretto da incasso in gesso.  
Finitura in bianco.

Gypsum recessed spotlight.  
White finish.

# HORUS







LIGHT SOURCE		FINISHED	CODE	BULBS	
GU10 max 1 x 35W 220-240Vac  Lampadine non incluse Bulbs not included.		Bianco White	<b>GFA590</b>	1 x GU10	

GU10 max 1 x 35W 220-240Vac  Lampadine non incluse Bulbs not included.		Bianco White	<b>GFA591</b>	1 x GU10	
---	---	-----------------	---------------	----------	---

## LAMPADINE UTILIZZABILI AVAILABLE BULBS

Vedi pagina / see page  
479

GU10	BEAM	CODE	POWER	CCT	FLUX	CRI
		GLA241C	5W	3000K	420lm	>80
		GLA241N	5W	4000K	430lm	>80
		GLA243C	7W	3000K	590lm	>80
		GLA243N	7W	4000K	610lm	>80
		GLA242C	5W	3000K	410lm	>80
		GLA242N	5W	4000K	420lm	>80
		GLA244C	7W	3000K	550lm	>80
		GLA244N	7W	4000K	560lm	>80



# BIANCA R

Faretto da incasso in gesso.  
Finitura in bianco.


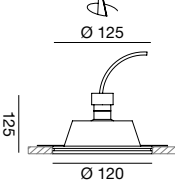
Gypsum recessed spotlight.  
White finish.



LIGHT SOURCE	FINISHED	CODE	BULBS
GU10 max 1 x 35W 220-240Vac  Lampadine non incluse Bulbs not included.	Bianco  White	<b>GFA592</b>	1 x GU10








GU10 max 1 x 35W 220-240Vac  Lampadine non incluse Bulbs not included.	Bianco  White	<b>GFA595</b>	1 x GU10
---	---------------------	---------------	----------

Con diffusore in vetro satinato bianco  
With white frosted glass diffuser

## LAMPADINE UTILIZZABILI AVAILABLE BULBS

Vedi pagina / see page  
479

GU10	BEAM	CODE	POWER	CCT	FLUX	CRI
		GLA241C	5W	3000K	420lm	>80
		GLA241N	5W	4000K	430lm	>80
		GLA243C	7W	3000K	590lm	>80
		GLA243N	7W	4000K	610lm	>80
		GLA242C	5W	3000K	410lm	>80
		GLA242N	5W	4000K	420lm	>80
		GLA244C	7W	3000K	550lm	>80
		GLA244N	7W	4000K	560lm	>80


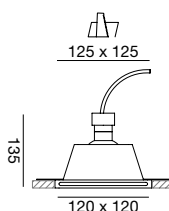
Faretto da incasso in gesso.  
Finitura in bianco.

Gypsum recessed spotlight.  
White finish.


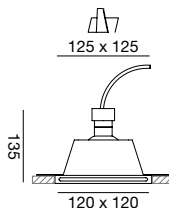
# BIANCA Q



LIGHT SOURCE	FINISHED	CODE	BULBS
GU10 max 1 x 35W 220-240Vac Lampadine non incluse Bulbs not included.	Bianco White	<b>GFA593</b>	1 x GU10







GU10 max 1 x 35W 220-240Vac Lampadine non incluse Bulbs not included.	Bianco White	<b>GFA594</b>	1 x GU10
---	-----------------	---------------	----------

Con diffusore in vetro satinato bianco  
With white frosted glass diffuser

## LAMPADINE UTILIZZABILI AVAILABLE BULBS

Vedi pagina / see page  
479

GU10	BEAM	CODE	POWER	CCT	FLUX	CRI
		GLA241C	5W	3000K	420lm	>80
		GLA241N	5W	4000K	430lm	>80
		GLA243C	7W	3000K	590lm	>80
		GLA243N	7W	4000K	610lm	>80
		GLA242C	5W	3000K	410lm	>80
		GLA242N	5W	4000K	420lm	>80
		GLA244C	7W	3000K	550lm	>80
		GLA244N	7W	4000K	560lm	>80

Faretto da incasso in gesso.  
Finitura in bianco.

Gypsum recessed spotlight.  
White finish.

# HELI







LIGHT SOURCE	FINISHED	CODE	BULBS
GU10 max 1 x 35W 220-240Vac Lampadine non incluse Bulbs not included.	Bianco White	<b>GFA611</b>	1 x GU10




## LAMPADINE UTILIZZABILI AVAILABLE BULBS

Vedi pagina / see page  
479

GU10	BEAM	CODE	POWER	CCT	FLUX	CRI
		GLA241C	5W	3000K	420lm	>80
		GLA241N	5W	4000K	430lm	>80
		GLA243C	7W	3000K	590lm	>80
		GLA243N	7W	4000K	610lm	>80
		GLA242C	5W	3000K	410lm	>80
		GLA242N	5W	4000K	420lm	>80
		GLA244C	7W	3000K	550lm	>80
		GLA244N	7W	4000K	560lm	>80






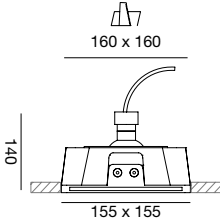
## DYA

Faretto da incasso in gesso.  
 Ottica orientabile.  
 Finitura in bianco.


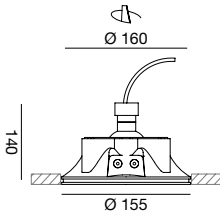
Gypsum recessed spotlight.  
 Adjustable.  
 White finish.







LIGHT SOURCE	FINISHED	CODE	BULBS
GU10 max 1 x 35W 220-240Vac Lampadine non incluse Bulbs not included.	Bianco White	<b>GFA600</b>	1 x GU10

GU10 max 1 x 35W 220-240Vac Lampadine non incluse Bulbs not included.	Bianco White	<b>GFA610</b>	1 x GU10
---	-----------------	---------------	----------



LAMPADINE UTILIZZABILI  
AVAILABLE BULBS

Vedi pagina / see page  
479

GU10	BEAM	CODE	POWER	CCT	FLUX	CRI
		GLA241C	5W	3000K	420lm	>80
		GLA241N	5W	4000K	430lm	>80
		GLA243C	7W	3000K	590lm	>80
		GLA243N	7W	4000K	610lm	>80
		GLA242C	5W	3000K	410lm	>80
		GLA242N	5W	4000K	420lm	>80
		GLA244C	7W	3000K	550lm	>80
		GLA244N	7W	4000K	560lm	>80



# DYA

CREA NUOVI SPAZI DI LUCE E DESIGN  
CREATE NEW LIGHT AND DESIGN SPACES





## ■ SOSPENSIONI SUSPENSIONS

# HANA

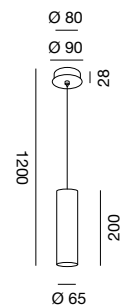
Lampada a sospensione.  
Struttura in alluminio.  
Finitura in bianco opaco.  
Modulo LED CREE  
e trasformatore incluso.  
3 anni di garanzia.

Suspension lamp.  
Aluminium structure.  
Matt white finish.  
CREE LED module  
and transformer included.  
3 years warranty.



LIGHT SOURCE	FINISHED	CODE	CCT	FLUX
LED CREE 16W   220-240Vac CRI >80	Bianco opaco	<b>GSO001C</b>	3000K	1280lm
	Matt White	<b>GSO001N</b>	4000K	1360lm

BEAM





# BIHAM RS

Kit sospensione composto da rosone tondo finitura bianco, 3 cavi in acciaio e cavo elettrico.

Kit GK1300 per plafoniere:

GPL300C-GPL300N-GPL301C-GPL301N.

Kit GK1302 per plafoniere:

GPL302C-GPL302N

(Vedi pag. 148).

Suspension kit consisting of round white-finish canopy, 3 steel cables and electric cord.

Kit GK1300 for ceiling light fixtures:

GPL300C-GPL300N-GPL301C-GPL301N.

Kit GK1302 for ceiling light fixtures:

GPL302C-GPL302N

(See page 148).



3285	0,0013	30.000			
4600	0,0024				
6415	0,0033				

LIGHT SOURCE	FINISHED	CODE	CCT	FLUX	
LED CREE 40W   220-240Vac CRI >80	Bianco opaco	<b>GK1300</b> + <b>GPL300C</b>	3000K	3329lm	
	Matt White	<b>GK1300</b> + <b>GPL300N</b>	4000K	3529lm	
LED CREE 50W   220-240Vac CRI >80	Bianco opaco	<b>GK1300</b> + <b>GPL301C</b>	3000K	4079lm	
	Matt White	<b>GK1300</b> + <b>GPL301N</b>	4000K	4329lm	
LED CREE 60W   220-240Vac CRI >80	Bianco opaco	<b>GK1302</b> + <b>GPL302C</b>	3000K	4949lm	
	Matt White	<b>GK1302</b> + <b>GPL302N</b>	4000K	5249lm	





# BIHAM QS

Kit sospensione composto da rosone tondo finitura bianco, 4 cavi in acciaio e cavo elettrico.

Kit GK1310 per plafoniere:

GPL310C-GPL310N-GPL311C-GPL311N.

Kit GK1312 per plafoniere:

GPL312C-GPL312N

(Vedi pag. 151).

Suspension kit consisting of round white-finish canopy, 3 steel cables and electric cord.

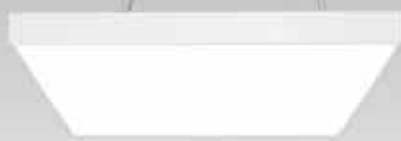
Kit GK1310 for ceiling light fixtures:


GPL310C-GPL310N-GPL311C-GPL311N.

Kit GK1302 for ceiling light fixtures:

GPL312C-GPL312N

(See page 151).





LIGHT SOURCE	FINISHED	CODE	CCT	FLUX
LED CREE 40W   220-240Vac CRI >80	Bianco opaco	<b>GKI310</b> + <b>GPL310C</b>	3000K	3329lm
	Matt White	<b>GKI310</b> + <b>GPL310N</b>	4000K	3529lm

BEAM  
110°

LED CREE 50W   220-240Vac CRI >80	Bianco opaco	<b>GKI310</b> + <b>GPL311C</b>	3000K	4079lm
	Matt White	<b>GKI310</b> + <b>GPL311N</b>	4000K	4329lm

BEAM  
110°

LED CREE 60W   220-240Vac CRI >80	Bianco opaco	<b>GKI312</b> + <b>GPL312C</b>	3000K	4949lm
	Matt White	<b>GKI312</b> + <b>GPL312N</b>	4000K	5249lm

BEAM  
110°



■ PLAFONIERE E APPLIQUE CEILING AND WALL LIGHTS

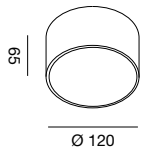
# CLOE 65

Plafoniera con struttura in alluminio.  
Finitura in bianco opaco o nero opaco.  
Diffusore in metacrilato.  
Modulo LED e trasformatore incluso.

Suspension lamp.  
Aluminium structure.  
Matt white or matt black finish.  
Methacrylate diffuser.  
LED module and transformer included.



LIGHT SOURCE	FINISHED	CODE	CCT	FLUX
LED 12W   220-240Vac CRI >80	Bianco opaco	<b>GPL240C</b>	3000K	960lm
	Matt White	<b>GPL240N</b>	4000K	1020lm
BEAM 110°	Nero opaco	<b>GPL242C</b>	3000K	960lm
	Matt Black	<b>GPL242N</b>	4000K	1020lm



LED 16W   220-240Vac CRI >80	Bianco opaco	<b>GPL241C</b>	3000K	1280lm
	Matt White	<b>GPL241N</b>	4000K	1360lm
BEAM 110°	Nero opaco	<b>GPL243C</b>	3000K	1280lm
	Matt Black	<b>GPL243N</b>	4000K	1360lm









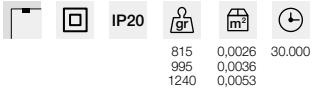




# CLOE 35

Plafoniera con struttura in alluminio.  
Finitura in bianco opaco o nero opaco.  
Diffusore in metacrilato.  
Modulo LED e trasformatore incluso.

Suspension lamp.  
Aluminium structure.  
Matt white or matt black finish.  
Methacrylate diffuser.  
LED module and transformer included.





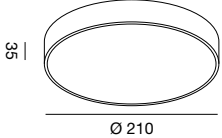


LIGHT SOURCE		FINISHED	CODE	CCT	FLUX	
LED 16W   220-240Vac CRI >80		Bianco opaco	<b>GPL260C</b>	3000K	1200lm	
		Matt White	<b>GPL260N</b>	4000K	1296lm	

BEAM




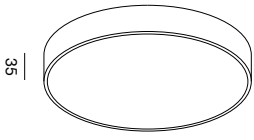
	Nero opaco	<b>GPL270C</b>	3000K	1200lm
	Matt Black	<b>GPL270N</b>	4000K	1296lm

LED 20W   220-240Vac CRI >80		Bianco opaco	<b>GPL261C</b>	3000K	1500lm	
		Matt White	<b>GPL261N</b>	4000K	1620lm	

BEAM




	Nero opaco	<b>GPL271C</b>	3000K	1500lm
	Matt Black	<b>GPL271N</b>	4000K	1620lm

LED 30W   220-240Vac CRI >80		Bianco opaco	<b>GPL262C</b>	3000K	2250lm	
		Matt White	<b>GPL262N</b>	4000K	2460lm	

BEAM



	Nero opaco	<b>GPL272C</b>	3000K	2250lm
	Matt Black	<b>GPL272N</b>	4000K	2460lm





# BIHAM R

Plafoniera rotonda.  
Struttura in alluminio.  
Finitura in bianco opaco.  
Diffusore in metacrilato.  
Modulo LED e trasformatore inclusi.

Round ceiling light.  
Aluminium structure.  
Matt white finish.  
Methacrylate diffuser.  
LED module and transformer included.



Icon	Value	Value	Value
IP20	2695	0,0013	30.000
	4010	0,0024	
	6000	0,0033	

LIGHT SOURCE	FINISHED	CODE	CCT	FLUX	
LED 40W   220-240Vac CRI >80	Bianco opaco	<b>GPL300C</b>	3000K	3329lm	 Ø 400
	Matt White	<b>GPL300N</b>	4000K	3529lm	
BEAM	 110°				

LED 50W   220-240Vac CRI >80	Bianco opaco	<b>GPL301C</b>	3000K	4079lm	 Ø 500
	Matt White	<b>GPL301N</b>	4000K	4329lm	
BEAM	 110°				

LED 60W   220-240Vac CRI >80	Bianco opaco	<b>GPL302C</b>	3000K	4949lm	 Ø 600
	Matt White	<b>GPL302N</b>	4000K	5249lm	
BEAM	 110°				

KIT PER SOSPENSIONE  
SUSPENSION KIT







# BIHAM Q

Plafoniera quadrata.  
Struttura in alluminio.  
Finitura in bianco opaco.  
Diffusore in metacrilato.  
Modulo LED e trasformatore inclusi.

Square ceiling light.  
Aluminium structure.  
Matt white finish.  
Methacrylate diffuser.  
LED module and transformer included.



			4295	0,0013	30.000
			6645	0,0024	
			9240	0,0033	

LIGHT SOURCE	FINISHED	CODE	CCT	FLUX	
LED 40W   220-240Vac CRI >80	Bianco opaco	<b>GPL310C</b>	3000K	3329lm	
	Matt White	<b>GPL310N</b>	4000K	3529lm	
BEAM					

LED 50W   220-240Vac CRI >80	Bianco opaco	<b>GPL311C</b>	3000K	4079lm	
	Matt White	<b>GPL311N</b>	4000K	4329lm	
BEAM					

LED 60W   220-240Vac CRI >80	Bianco opaco	<b>GPL312C</b>	3000K	4949lm	
	Matt White	<b>GPL312N</b>	4000K	5249lm	
BEAM					

KIT PER SOSPENSIONE  
SUSPENSION KIT

# SHAM R

Plafoniera rotonda.  
Struttura in materiale termoplastico.  
Finitura in bianco opaco.  
Diffusore in plastica antiabbaglio.  
Modulo LED incluso.

Round ceiling light.  
Structure in thermoplastic material.  
Matt white finish.  
Anti-glare plastic diffuser.  
LED module included.



Icon	Value	Value	Value
IP20	220	0,0005	35.000
	350	0,0010	
	525	0,0018	

LIGHT SOURCE	FINISHED	CODE	CCT	FLUX	
LED 6W   220-240Vac CRI >80	Bianco opaco	<b>GFA760C</b>	3000K	390lm	 Ø 120
	Matt White	<b>GFA760N</b>	4000K	420lm	
BEAM	 120°				

LED 12W   220-240Vac CRI >80	Bianco opaco	<b>GFA761C</b>	3000K	900lm	 Ø 168
	Matt White	<b>GFA761N</b>	4000K	960lm	
BEAM	 120°				

LED 18W   220-240Vac CRI >80	Bianco opaco	<b>GFA762C</b>	3000K	1530lm	 Ø225
	Matt White	<b>GFA762N</b>	4000K	1620lm	
BEAM	 120°				

# SHAM Q


Plafoniera quadrata.  
Struttura in materiale termoplastico.  
Finitura in bianco opaco.  
Diffusore in plastica antiabbaglio.  
Modulo LED incluso.


Square ceiling light.  
Structure in thermoplastic material.  
Matt white finish.  
Anti-glare plastic diffuser.  
LED module included.

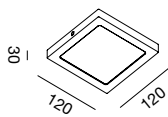


				250	0,0005
				410	0,0010
				645	0,0018


LIGHT SOURCE	FINISHED	CODE	CCT	FLUX
LED CREE 6W   220-240Vac CRI >80	Bianco opaco	<b>GFA763C</b>	3000K	370lm
	Matt White	<b>GFA763N</b>	4000K	400lm




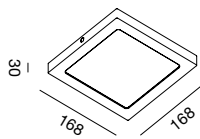
BEAM  
  
120°




LED CREE 12W   220-240Vac CRI >80	Bianco opaco	<b>GFA764C</b>	3000K	855lm
	Matt White	<b>GFA764N</b>	4000K	912lm




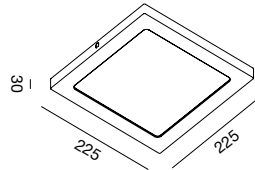
BEAM  
  
120°



LED CREE 18W   220-240Vac CRI >80	Bianco opaco	<b>GFA765C</b>	3000K	1455lm
	Matt White	<b>GFA765N</b>	4000K	1540lm



BEAM  
  
120°





# SIRA

Plafoniera.  
Struttura in materiale plastico.  
Finitura in bianco opaco.  
Diffusore in metacrilato.  
Modulo LED dimmerabile  
(tramite dimmer + PUSH non incluso)  
e trasformatore inclusi.

Ceiling lamp.  
Plastic material structure.  
Matt white finish.  
Methacrylate diffuser.  
Dimmable LED module  
(via dimmer + PUSH not included)  
and transformer included.



990	0,0045	25.000
1310	0,0062	
1200	0,0045	
1570	0,0062	

LIGHT SOURCE	FINISHED	CODE	CCT	FLUX	
LED 18W   220-240Vac CRI >80	Bianco opaco Matt White	<b>GPL220</b>	4000K	1550lm	
BEAM  115°					
LED 24W   220-240Vac CRI >80	Bianco opaco Matt White	<b>GPL221</b>	4000K	2050lm	
BEAM  115°					
LED 18W   220-240Vac CRI >80	Bianco opaco Matt White	<b>GPL222</b>	4000K	1550lm	
BEAM  115°					
LED 24W   220-240Vac CRI >80	Bianco opaco Matt White	<b>GPL223</b>	4000K	2050lm	
BEAM  115°					

# SELE

Plafoniera.

Struttura in materiale plastico.

Finitura in bianco opaco.

Diffusore in metacrilato opale.

Modulo LED e trasformatore inclusi.

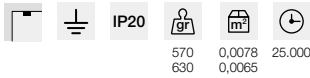
Ceiling lamp.

Plastic material structure.

Matt white finish.

Opal methacrylate diffuser.

LED module and transformer included.



LIGHT SOURCE	FINISHED	CODE	CCT	FLUX	
LED 24W   220-240Vac CRI >80  BEAM 120°	Bianco opaco Matt White	<b>GPL290C</b>	3000K	1400lm	Ø 280 Ø 48
LED 24W   220-240Vac CRI >80  BEAM 120°	Bianco opaco Matt White	<b>GPL291C</b>	3000K	1500lm	280 x 280 Ø 48



# NOTUS R

Faretto orientabile.  
Struttura in alluminio.  
Finitura bianco opaco, nero opaco  
o alluminio spazzolato.

Adjustable spotlight.  
Aluminium structure.  
Matt white, matt black  
or Brushed Aluminium finish.







LIGHT SOURCE	FINISHED	CODE	BULBS
GU10 max 1 x 35W 220-240Vac Lampadine non incluse Bulbs not included.	 Alluminio Spazzolato Brushed Aluminium	<b>GFA350</b>	1 x GU10
	 Bianco opaco Matt White	<b>GFA351</b>	1 x GU10
	 Nero opaco Matt Black	<b>GFA352</b>	1 x GU10



## LAMPADINE UTILIZZABILI AVAILABLE BULBS

Vedi pagina / see page  
479

GU10	BEAM	CODE	POWER	CCT	FLUX	CRI
		GLA241C	5W	3000K	420lm	>80
		GLA241N	5W	4000K	430lm	>80
		GLA243C	7W	3000K	590lm	>80
		GLA243N	7W	4000K	610lm	>80
		GLA242C	5W	3000K	410lm	>80
		GLA242N	5W	4000K	420lm	>80
		GLA244C	7W	3000K	550lm	>80
		GLA244N	7W	4000K	560lm	>80



# NOTUS Q

Faretto orientabile.  
Struttura in alluminio.  
Finitura bianco opaco, nero opaco  
o alluminio spazzolato.

Adjustable spotlight.  
Aluminium structure.  
Matt white, matt black  
or Brushed Aluminium finish.



LIGHT SOURCE	FINISHED	CODE	BULBS
GU10 max 1 x 35W 220-240Vac Lampadine non incluse Bulbs not included.	Alluminio Spazzolato Brushed Aluminium	<b>GFA330</b>	1 x GU10
	Bianco opaco Matt White	<b>GFA331</b>	1 x GU10
	Nero opaco Matt Black	<b>GFA332</b>	1 x GU10













## LAMPADINE UTILIZZABILI AVAILABLE BULBS

Vedi pagina / see page  
479

GU10	BEAM	CODE	POWER	CCT	FLUX	CRI
		GLA241C	5W	3000K	420lm	>80
		GLA241N	5W	4000K	430lm	>80
		GLA243C	7W	3000K	590lm	>80
		GLA243N	7W	4000K	610lm	>80
		GLA242C	5W	3000K	410lm	>80
		GLA242N	5W	4000K	420lm	>80
		GLA244C	7W	3000K	550lm	>80
		GLA244N	7W	4000K	560lm	>80

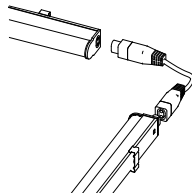




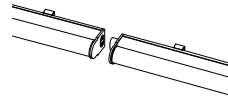
# SHAU

Applique sotto pensile.  
Struttura in policarbonato bianco.  
Diffusore in materiale sintetico.  
Accessori inclusi.  
Modulo LED incluso.

Sconce light under pendant.  
Made of white polycarbonate.  
Diffuser in synthetic material.  
Accessories included.  
LED module and transformer included.



Attacco angolare  
Angular attachment

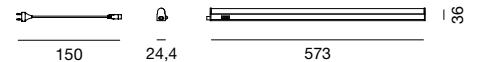


Attacco lineare  
Linear attachment

IP20	Icona	Icona	Icona
300	0,0013	25.000	
350	0,0020		
400	0,0027		

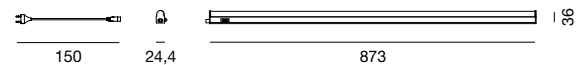
LIGHT SOURCE	FINISHED	CODE	CCT	FLUX
LED 8W   220-240Vac CRI >80	Bianco White	<b>GAP050</b>	4000K	640lm

#### BEAM



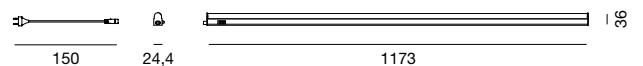
LED 10W   220-240Vac CRI >80	Bianco White	<b>GAP051</b>	4000K	800lm
------------------------------------	-----------------	---------------	-------	-------

#### BEAM



LED 14W   220-240Vac CRI >80	Bianco White	<b>GAP052</b>	4000K	1680lm
------------------------------------	-----------------	---------------	-------	--------

#### BEAM



Per ordini di applique GAP051 e GAP052 inferiori a 5 pezzi assortiti verrà applicata una spesa di fuori imballo di 15 €.  
Per ordini di applique GAP051 e GAP052 uguali o superiori a 5 pezzi assortiti non verrà applicata nessuna spesa di fuori imballo.

For wall-mounted GAP051 and GAP052 orders with less than 5 assorted pieces, a packaging charge of € 15 will be applied.  
For wall-mounted GAP051 and GAP052 orders with equal or more than 5 assorted pieces, no packaging charges will be applied.





■ LED PROFILES

# LED PROFILES

DESIGN MADE IN ITALY MINIMAL E MASSIMA VERSATILITÀ  
PER MISURE, COLORI, FORME E INSTALLAZIONI CREATIVE.  
PER TRASFORMARE I PROFILI LED IN IDEE DA VIVERE.

MINIMALIST MADE IN ITALY DESIGN AND MAXIMUM VERSATILITY  
FOR CREATIVE SIZES, COLOURS, SHAPES, AND INSTALLATIONS.  
TRANSFORMING LED PROFILES INTO IDEAS FOR LIVING.

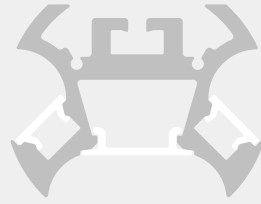




## ■ PLAFONIERE E SOSPENSIONI CEILING AND SUSPENSIONS

## ASTANA

pag. 176



ASTANA

## BAKU

pag. 182



BAKU P



BAKU G

## BLED

pag. 190



BLED P



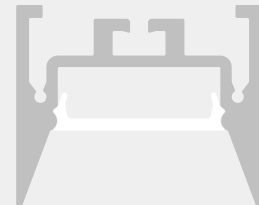
BLED G

## BUCAREST

pag. 198



BUCAREST P



BUCAREST G

## RIGA

pag. 206



RIGA P

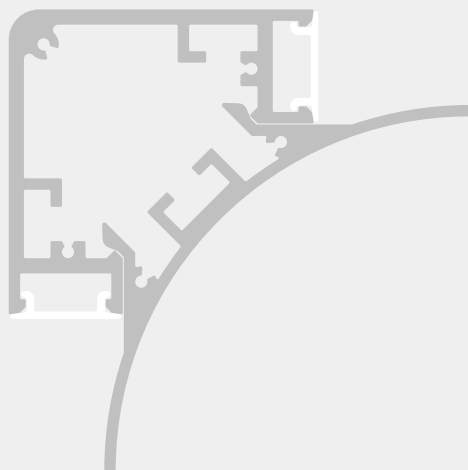


RIGA G

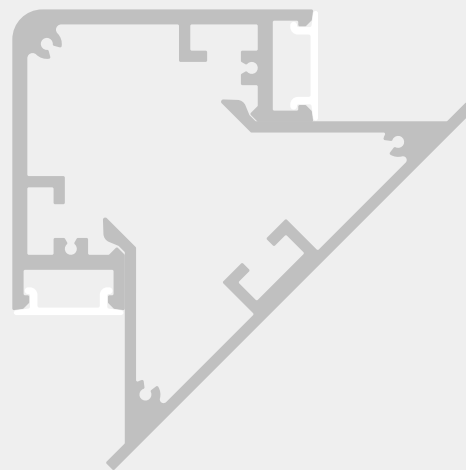
■ ANGOLARE ANGULAR

LUBIANA

pag. 216



LUBIANA C

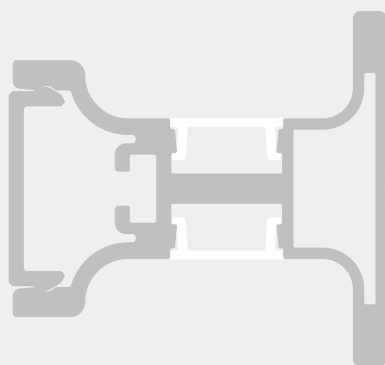


LUBIANA D

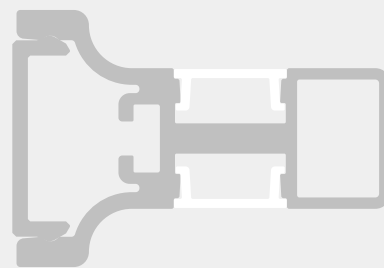
■ APPLIQUE WALL LIGHT

RIGA A

pag. 228



RIGA AF



RIGA ASF

## ■ INCASSI RECESSED

## LIVERPOOL F

pag. 240



LIVERPOOL FG



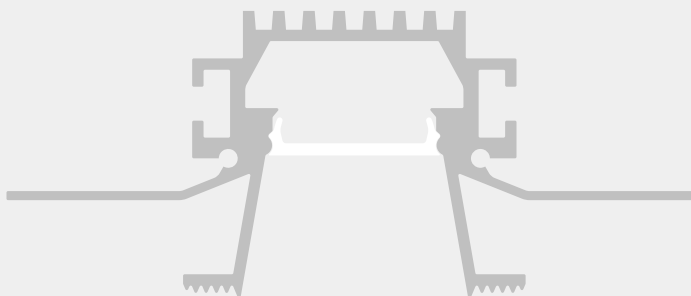
LIVERPOOL FM



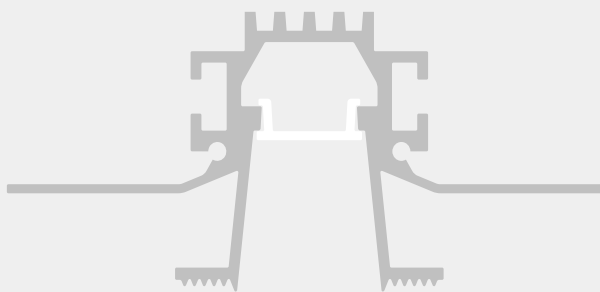
LIVERPOOL FP

## LIVERPOOL R

pag. 250



LIVERPOOL RG



LIVERPOOL RP

■ INCASSI CON CARTONGESSO INTEGRATO  
RECESSED WITH INTEGRATED PLASTERBOARD

# CARRARA

pag. 260



CARRARA G



CARRARA M



CARRARA P

## ESEMPI D'ORDINE ORDER EXAMPLES

## ASTANA

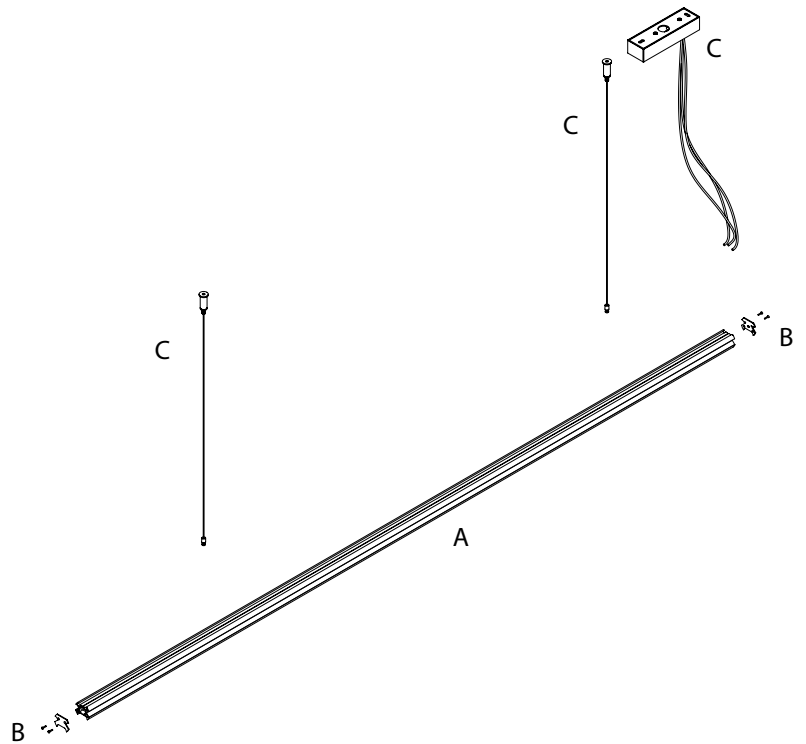
SOSPENSIONE SUSPENSION

**A PASPB1** (X1)  
Kit profilo e diffusore 2 m  
Profile and diffuser kit 2 m

**B PASTB1** (X1)  
Testata terminale (2 pz)  
End Cap (2 pcs)

**C PASKISB** (X1)  
Kit sospensione completo  
per alimentatore in remoto  
Complete suspension kit  
for remote power supply

140x40x28 mm  
cavi / cables max 2 m



## LIVERPOOL F

INCASSO RECESSED

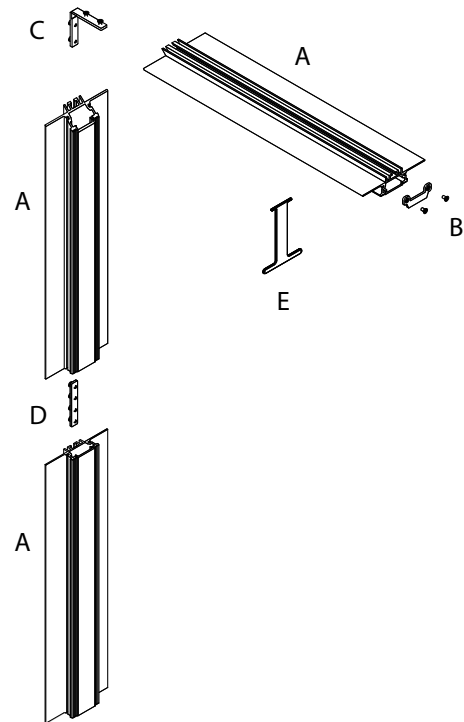
**A PLIPFG** (X3)  
Kit profilo e diffusore 2 m  
Profile and diffuser kit 2 m

**B PLITFG** (X1)  
Testata terminale (2 pz)  
End Cap (2 pcs)

**C PGIPG1** (X1)  
Giunzione grande piegata  
Large bent joint

**D PGILG1** (X1)  
Giunzione grande lineare  
Large linear joints

**E PLIKG1** (X1)  
Chiave per fissaggio profilo  
Key for fixing profiles



## ESEMPI D'ORDINE ORDER EXAMPLES

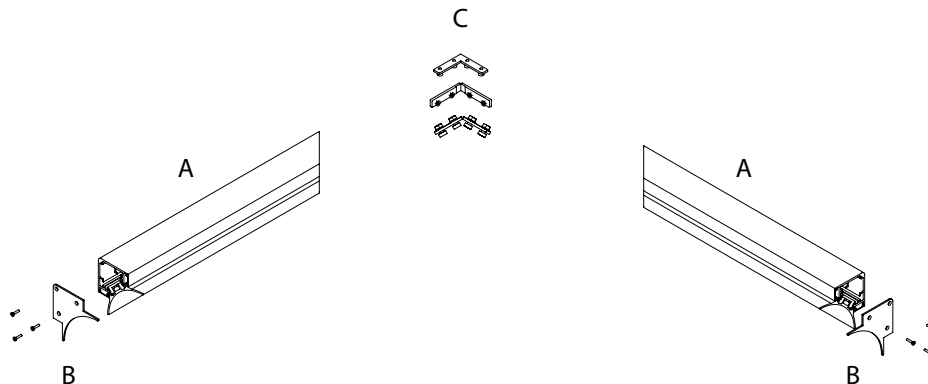
### LUBIANA C

ANGOLARE ANGULAR

**A PLUPBC (X2)**  
Kit profilo e diffusore 2 m  
Profile and diffuser kit 2 m

**B PLUTCB (X1)**  
Testata terminale (2 pz)  
End Cap (2 pcs)

**C PLUKIA (X1)**  
Kit giunzione angolo  
Corner junction kit



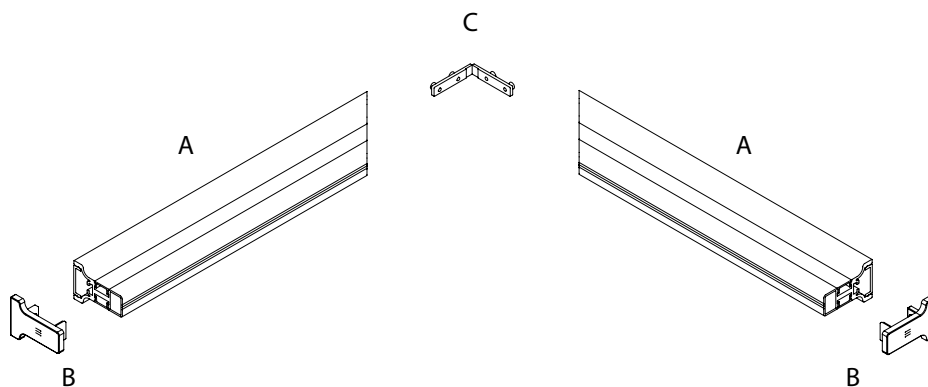
### RIGATA ASF

APPLIQUE WALL LIGHT

**A PRIASFB (X2)**  
Kit profilo e diffusore 2 m  
Profile and diffuser kit 2 m

**B PRITASFB (X1)**  
Testata terminale (2 pz)  
End Cap (2 pcs)

**C PGIPGP (X1)**  
Giunzione grande angolo passante  
Large thought corner junction







■ PLAFONIERE E SOSPENSIONI / CEILING AND SUSPENSIONS



# ASTANA

Sistema modulare in alluminio estruso sezionabile per installazione a plafone su parete o soffitto o installazione a sospensione.

Incluso di diffusori in policarbonato bianco opaco ad incastro. Illuminazione diretta ed indiretta.

Colori disponibili: bianco opaco, nero opaco, argento ossidato o oro ossidato.

Strip LED con alimentatore installato in remoto, accessori per giunzione, sospensione e chiusura da ordinare separatamente.

CONDIZIONI DI VENDITA: per ordini di profili inferiori a 4 pezzi assortiti (escluso i profili ad incasso con cartongesso incluso) verrà applicata una spesa di fuori imballo di 10€. Per ordini di profili uguali o superiori a 4 pezzi assortiti (escluso i profili con cartongesso incluso) non verrà applicata nessuna spesa di fuori imballo.

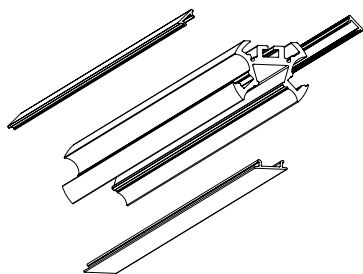
Sectionable extruded aluminium modular system for mounting on walls or ceilings or suspension installation.

Including snap-in white polycarbonate diffuser. Direct and indirect lighting.

Available colours: matt white, matt black, oxidised silver or oxidised gold.

LED strip with remote installed power supply, accessories for joint, suspension and closure to be ordered separately.

SALES CONDITIONS: for profiles orders with less than 4 assorted pieces (excluding recessed profiles with integrated plasterboard) a packaging charge of €10 will be applied. For profiles orders with equal to or more than 4 assorted pieces (excluding recessed profiles with integrated plasterboard) no packaging charges will be applied.



ASTANA 33,5x25,5 mm


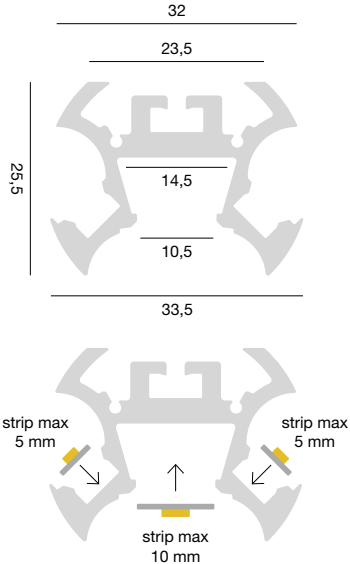


**INDOOR**

LED PROFILES

PLAFONIERE E SOSPENSIONI / CEILING AND SUSPENSIONS

## ASTANA

	FINISHED	CODE		
	Bianco opaco Matt White	<b>PASPB1</b>	Kit profilo e diffusore 2 m Profile and diffuser kit 2 m	
	Nero opaco Matt Black	<b>PASPN1</b>	Kit profilo e diffusore 2 m Profile and diffuser kit 2 m	
	Argento Silver	<b>PASPA1</b>	Kit profilo e diffusore 2 m Profile and diffuser kit 2 m	
	Oro Gold	<b>PASPO1</b>	Kit profilo e diffusore 2 m Profile and diffuser kit 2 m	
		CODE	FINISHED	

TESTATE TERMINALI (2 pz)  
END CAPS (2 pcs)



<b>PASTB1</b>	<input type="checkbox"/>	Bianco opaco Matt White
<b>PASTN1</b>	<input checked="" type="checkbox"/>	Nero opaco Matt Black
<b>PASTA1</b>	<input type="checkbox"/>	Argento Silver
<b>PASTO1</b>	<input type="checkbox"/>	Oro Gold



Pafoniera  
Ceiling lamp



Applique  
Wall lamp



Sospensione  
Suspension

# ASTANA

## ACCESSORI / ACCESSORIES



Kit sospensione completo per alimentatore in remoto

Complete suspension kit for remote power supply

140x40x28 mm  
cavi / cables max 2 m

FINISHED	CODE
Bianco opaco Matt White	<b>PASKISB</b>
Nero opaco Matt Black	<b>PASKISN</b>
Argento Silver	<b>PASKISA</b>
Oro Gold	<b>PASKISO</b>



Kit sospensione completo per alimentatori non dimmerabili GSTT37-GSTT40-GSTT41 (non inclusi)

Complete suspension kit for non dimmable power supplies GSTT37-GSTT40-GSTT41 (not included)

294x71x38 mm  
cavi / cables max 2 m

FINISHED	CODE
Bianco opaco Matt White	<b>PASKISNDB</b>
Nero opaco Matt Black	<b>PASKISNDN</b>
Argento Silver	<b>PASKISNDA</b>
Oro Gold	<b>PASKISNDO</b>



Kit sospensione completo per alimentatori dimmerabili GSTT16-GSTT43 (non inclusi)

Complete suspension kit for dimmable power supplies GSTT16-GSTT43 (not included)

419x53x38 mm  
cavi / cables max 2 m

FINISHED	CODE
Bianco opaco Matt White	<b>PASKISDB</b>
Nero opaco Matt Black	<b>PASKISDN</b>
Argento Silver	<b>PASKISDA</b>
Oro Gold	<b>PASKISDO</b>



Kit sospensione cavo singolo

Single cable suspension kit

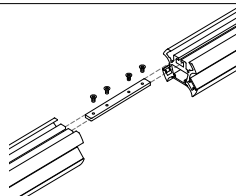
cavo / cable max 2 m

FINISHED	CODE
Bianco opaco Matt White	<b>PKICSB</b>
Nero opaco Matt Black	<b>PKICSN</b>
Argento Silver	<b>PKICSA</b>
Oro Gold	<b>PKICSO</b>



Giunzione piccola lineare

Small linear joints

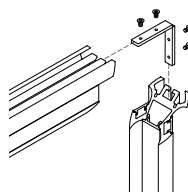


FINISHED	CODE
Argento Silver	<b>PGILP1</b>



Giunzione piccola piegata

Small bent joint

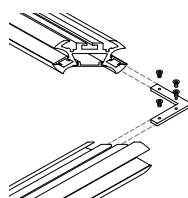


FINISHED	CODE
Argento Silver	<b>PGIPP1</b>



Giunzione piccola angolo

Small corner junction



FINISHED	CODE
Argento Silver	<b>PGIAP1</b>

**INDOOR**

LED PROFILES  
PLAFONIERE E SOSPENSIONI  
CEILING AND SUSPENSIONS

**ASTANA****STRIP LED**

5 m 120° 50.000

**STRIP LED 5 mm**

24Vdc

**IP20**

	CODE	CCT	FLUX / m
11W/m	<b>GST141C</b>	3000K	1320lm
SMD 2835	<b>GST141N</b>	4000K	1375lm
140 LED/m			
CRI >80			
pag. 292			

**STRIP LED 10 mm**

24Vdc

**IP20**

	CODE	CCT	FLUX / m
4,8W/m	<b>GST110C</b>	3000K	600lm
SMD 2835	<b>GST110N</b>	4000K	624lm
70 LED/m			
CRI >80			
pag. 292			

	CODE	CCT	FLUX / m
8W/m	<b>GST143C</b>	3000K	870lm
COBLED	<b>GST143N</b>	4000K	880lm
320 LED/m			
CRI >80			
pag. 292			

	CODE	CCT	FLUX / m
9,6W/m	<b>GST120C</b>	3000K	1200lm
SMD 2835	<b>GST120N</b>	4000K	1248lm
140 LED/m			
CRI >80			
pag. 293			

	CODE	CCT	FLUX / m
12W/m	<b>GST150C</b>	3000K	1640lm
SMD 2835	<b>GST150N</b>	4000K	1740lm
128 LED/m			
CRI >80			
pag. 293			







## BAKU

Sistema modulare in alluminio estruso sezionabile per installazione a plafone su parete o soffitto o installazione a sospensione.

Incluso di diffusore in policarbonato bianco opaco ad incastro. illuminazione diretta.

Colori disponibili: bianco opaco, nero opaco, argento ossidato o oro ossidato.

Baku P è dotato di 4 staffette per il fissaggio.

Strip LED con alimentatore installato in remoto, accessori per giunzione, sospensione e chiusura da ordinare separatamente.

CONDIZIONI DI VENDITA: per ordini di profili inferiori a 4 pezzi assortiti (escluso i profili ad incasso con cartongesso incluso) verrà applicata una spesa di fuori imballo di 10€. Per ordini di profili uguali o superiori a 4 pezzi assortiti (escluso i profili con cartongesso incluso) non verrà applicata nessuna spesa di fuori imballo.

Sectionable extruded aluminium modular system for mounting on walls or ceilings or suspension installation.

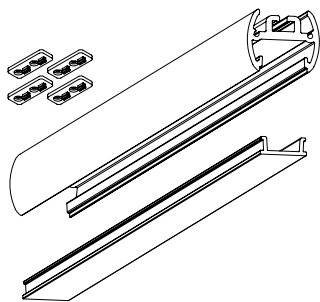
Equipped with 4 brackets for fixing. Including snap-in white polycarbonate diffuser. Direct lighting.

Available colours: matt white, matt black, oxidised silver or oxidised gold.

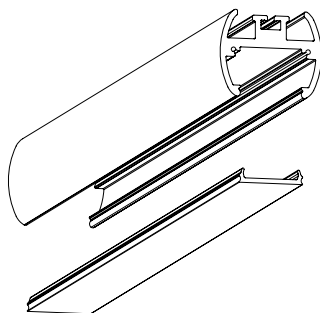
Baku P is equipped with 4 brackets for fixing.

LED strip with remote installed power supply, accessories for joint, suspension and closure to be ordered separately.

SALES CONDITIONS: for profiles orders with less than 4 assorted pieces (excluding recessed profiles with integrated plasterboard) a packaging charge of €10 will be applied. For profiles orders with equal to or more than 4 assorted pieces (excluding recessed profiles with integrated plasterboard) no packaging charges will be applied.



BAKU P 23x19 mm



BAKU G 36x30 mm


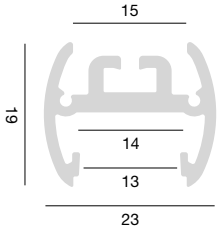
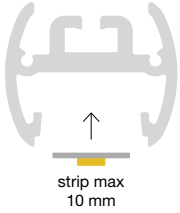




## INDOOR

LED PROFILES  
PLAFONIERE E SOSPENSIONI / CEILING AND SUSPENSIONS

## BAKU P


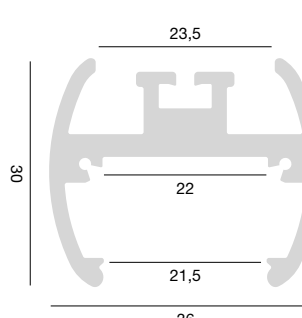
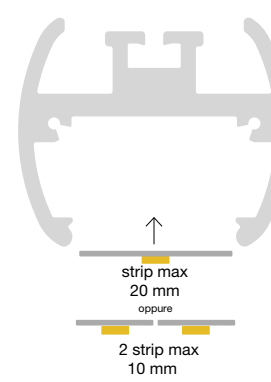
	FINISHED	CODE		
	Bianco opaco Matt White	<b>PBAPB1</b>	Kit profilo e diffusore 2 m include 4 staffette  Profile and diffuser kit 2 m equipped with 4 brackets	
	Nero opaco Matt Black	<b>PBAPN1</b>	Kit profilo e diffusore 2 m include 4 staffette  Profile and diffuser kit 2 m equipped with 4 brackets	
	Argento Silver	<b>PBAPA1</b>	Kit profilo e diffusore 2 m include 4 staffette  Profile and diffuser kit 2 m equipped with 4 brackets	
	Oro Gold	<b>PBAPO1</b>	Kit profilo e diffusore 2 m include 4 staffette  Profile and diffuser kit 2 m equipped with 4 brackets	
		CODE	FINISHED	

TESTATE TERMINALI (2 pz)  
END CAPS (2 pcs)

<b>PBATB1</b>	<input type="checkbox"/>	Bianco opaco Matt White
<b>PBATN1</b>	<input checked="" type="checkbox"/>	Nero opaco Matt Black
<b>PBATA1</b>	<input type="checkbox"/>	Argento Silver
<b>PBATO1</b>	<input type="checkbox"/>	Oro Gold

Plafone  
Ceiling lampApplique  
Wall lampSospensione  
Suspension

# BAKU G

	FINISHED	CODE		
	Bianco opaco Matt White	<b>PBAPB2</b>	Kit profilo e diffusore 2 m Profile and diffuser kit 2 m	
	Nero opaco Matt Black	<b>PBAPN2</b>	Kit profilo e diffusore 2 m Profile and diffuser kit 2 m	
	Argento Silver	<b>PBAPA2</b>	Kit profilo e diffusore 2 m Profile and diffuser kit 2 m	
	Oro Gold	<b>PBAPO2</b>	Kit profilo e diffusore 2 m Profile and diffuser kit 2 m	


TESTATE TERMINALI (2 pz)  
END CAPS (2 pcs)



CODE	FINISHED
<b>PBATB2</b>	<input type="checkbox"/> Bianco opaco Matt White
<b>PBATN2</b>	<input checked="" type="checkbox"/> Nero opaco Matt Black
<b>PBATA2</b>	<input type="checkbox"/> Argento Silver
<b>PBATO2</b>	<input type="checkbox"/> Oro Gold



Pafoniera  
Ceiling lamp



Applique  
Wall lamp



Sospensione  
Suspension

**INDOOR**

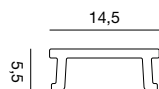
LED PROFILES

PLAFONIERE E SOSPENSIONI / CEILING AND SUSPENSIONS



Cover in rotolo da 5,20 metri  
per BAKU P

5.20 m roll cover for BAKU P



FINISHED

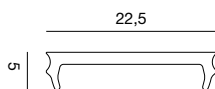
Bianco opaco  
Opal white

CODE

**PC001**

Cover in rotolo da 5,20 metri  
per BAKU G

5.20 m roll cover for BAKU G



FINISHED

Bianco opaco  
Opal white

CODE

**PC002**



Kit sospensione completo per alimentatore in remoto

Complete suspension kit for remote power supply

140x40x28 mm  
cavi / cables max 2 m

FINISHED	CODE
<input type="checkbox"/> Bianco opaco Matt White	<b>PKISB1</b>
<input type="checkbox"/> Nero opaco Matt Black	<b>PKISN1</b>
<input type="checkbox"/> Argento Silver	<b>PKISA1</b>
<input type="checkbox"/> Oro Gold	<b>PKISO1</b>



Kit sospensione completo per alimentatori non dimmerabili GSTT37-GSTT40-GSTT41 (non inclusi)

Complete suspension kit for non dimmable power supplies GSTT37-GSTT40-GSTT41 (not included)

294x71x38 mm  
cavi / cables max 2 m

FINISHED	CODE
<input type="checkbox"/> Bianco opaco Matt White	<b>PKISNDB</b>
<input type="checkbox"/> Nero opaco Matt Black	<b>PKISNDN</b>
<input type="checkbox"/> Argento Silver	<b>PKISNDA</b>
<input type="checkbox"/> Oro Gold	<b>PKISNDO</b>



Kit sospensione completo per alimentatori dimmerabili GSTT16-GSTT43 (non inclusi)

Complete suspension kit for dimmable power supplies GSTT16-GSTT43 (not included)

419x53x38 mm  
cavi / cables max 2 m

FINISHED	CODE
<input type="checkbox"/> Bianco opaco Matt White	<b>PKISDB</b>
<input type="checkbox"/> Nero opaco Matt Black	<b>PKISDN</b>
<input type="checkbox"/> Argento Silver	<b>PKISDA</b>
<input type="checkbox"/> Oro Gold	<b>PKISDO</b>



Kit sospensione cavo singolo

Single cable suspension kit

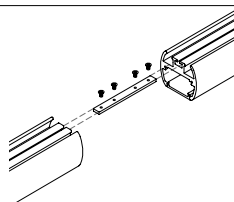
cavo / cable max 2 m

FINISHED	CODE
<input type="checkbox"/> Bianco opaco Matt White	<b>PKICSB</b>
<input type="checkbox"/> Nero opaco Matt Black	<b>PKICSN</b>
<input type="checkbox"/> Argento Silver	<b>PKICSA</b>
<input type="checkbox"/> Oro Gold	<b>PKICSO</b>



Giunzione piccola lineare

Small linear joints

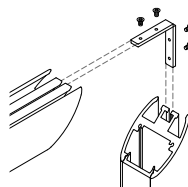


FINISHED	CODE
<input type="checkbox"/> Argento Silver	<b>PGILP1</b>



Giunzione piccola piegata

Small bent joint

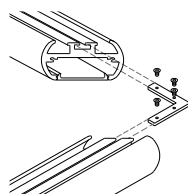


FINISHED	CODE
<input type="checkbox"/> Argento Silver	<b>PGIPP1</b>



Giunzione piccola angolo

Small corner junction



FINISHED	CODE
<input type="checkbox"/> Argento Silver	<b>PGIAP1</b>



Kit staffetta  
(solo per BAKU P)

Bracket kit  
(only for BAKU P)

FINISHED	CODE
<input type="checkbox"/> Trasparente Transparent	<b>PSFP01</b>

STRIP LED 10 mm  
24Vdc

## IP20

Per - for  
BAKU G / BAKU P

	CODE	CCT	FLUX / m
4,8W/m	<b>GST110C</b>	3000K	600lm
SMD 2835	<b>GST110N</b>	4000K	624lm
70 LED/m			
CRI >80			
pag. 292			

9,6W/m	<b>GST120C</b>	3000K	1200lm
SMD 2835	<b>GST120N</b>	4000K	1248lm
140 LED/m			
CRI >80			
pag. 293			

14,4W/m	<b>GST130C</b>	3000K	1512lm
SMD 2835	<b>GST130N</b>	4000K	1584lm
70 LED/m			
CRI >80			
pag. 293			

19,2W/m	<b>GST140C</b>	3000K	2112lm
SMD 2835	<b>GST140N</b>	4000K	2208lm
140 LED/m			
CRI >80			
pag. 294			

19,2W/m	<b>GST142C</b>	3000K	2016lm
SMD 2220	<b>GST142N</b>	4000K	2112lm
280 LED/m			
CRI >90			
pag. 294			

<b>RGB</b>	<b>GST062R</b>	RGB	max 450lm
14,4W/m			
SMD 5050			
60 LED/m			
pag. 296			

	CODE	CCT	FLUX / m
8W/m	<b>GST143C</b>	3000K	870lm
COBLED	<b>GST143N</b>	4000K	880lm
320 LED/m			
CRI >80			
pag. 292			

15W/m	<b>GST144C</b>	3000K	1580lm
COBLED	<b>GST144N</b>	4000K	1650lm
528 LED/m			
CRI >80			
pag. 293			

12W/m	<b>GST150C</b>	3000K	1640lm
SMD 2835	<b>GST150N</b>	4000K	1740lm
128 LED/m			
CRI >80			
pag. 293			

18W/m	<b>GST151C</b>	3000K	2380lm
SMD 2835	<b>GST151N</b>	4000K	2480lm
192 LED/m			
CRI >80			
pag. 294			

22W/m	<b>GST152C</b>	3000K	2880lm
SMD 2835	<b>GST152N</b>	4000K	2980lm
192 LED/m			
CRI >80			
pag. 294			

STRIP LED 12 mm  
24Vdc

## IP66

Per - for:  
BAKU G

	CODE	CCT	FLUX / m
14,4W/m	<b>GST153C</b>	3000K	1440lm
SMD 2835	<b>GST153N</b>	4000K	1512lm
70 LED/m			
CRI >80			
IP66			
pag. 295			

	CODE	CCT	FLUX / m
18W/m	<b>GST154C</b>	3000K	2261lm
SMD 2835	<b>GST154N</b>	4000K	2356lm
192 LED/m			
CRI >80			
IP66			
pag. 295			

STRIP LED 12 mm  
24Vdc  
RGBW - RGBPer - for:  
BAKU G

<b>RGB + W</b>	<b>GST061R</b>	4000K	660lm
14,4W/m			
SMD 5050			
60 LED/m			
pag. 296			
<b>IP20</b>			

<b>RGB</b>	<b>GST063R</b>	RGB	max 415lm
14,4W/m			
SMD 5050			
60 LED/m			
pag. 296			
<b>IP67</b>			





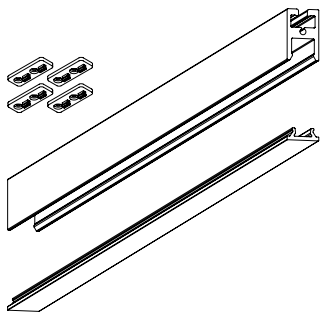
## BLED

Sistema modulare in alluminio estruso sezionabile per installazione a plafone su parete o soffitto o installazione a sospensione. Dotato di 4 staffette per il fissaggio. Incluso di diffusore in policarbonato bianco opaco ad incastro. Illuminazione diretta. Colori disponibili: bianco opaco, nero opaco, argento ossidato o oro ossidato. Strip LED con alimentatore installato in remoto, accessori per giunzione, sospensione e chiusura da ordinare separatamente.

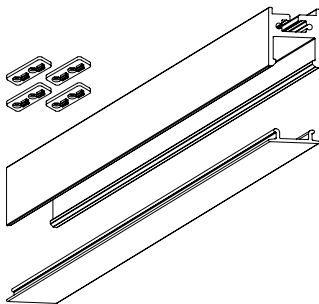
CONDIZIONI DI VENDITA: per ordini di profili inferiori a 4 pezzi assortiti (escluso i profili ad incasso con cartongesso incluso) verrà applicata una spesa di fuori imballo di 10€. Per ordini di profili uguali o superiori a 4 pezzi assortiti (escluso i profili con cartongesso incluso) non verrà applicata nessuna spesa di fuori imballo.

Sectionable extruded aluminium modular system for mounting on walls or ceilings or suspension installation. Equipped with 4 brackets for fixing. Including snap-in white polycarbonate diffuser. Direct lighting. Available colours: matt white, matt black, oxidised silver or oxidised gold. LED strip with remote installed power supply, accessories for joint, suspension and closure to be ordered separately.

SALES CONDITIONS: for profiles orders with less than 4 assorted pieces (excluding recessed profiles with integrated plasterboard) a packaging charge of €10 will be applied. For profiles orders with equal to or more than 4 assorted pieces (excluding recessed profiles with integrated plasterboard) no packaging charges will be applied.



BLED P 8,7x13,5 mm



BLED G 14,5x16,5 mm




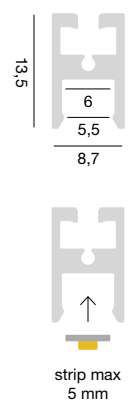



## INDOOR


LED PROFILES

PLAFONIERE E SOSPENSIONI / CEILING AND SUSPENSIONS


## BLED P

	FINISHED	CODE		
	Bianco opaco Matt White	<b>PBLPB1</b>	Kit profilo e diffusore 2 m include 4 staffette  Profile and diffuser kit 2 m equipped with 4 brackets	
	Nero opaco Matt Black	<b>PBLPN1</b>	Kit profilo e diffusore 2 m include 4 staffette  Profile and diffuser kit 2 m equipped with 4 brackets	
	Argento Silver	<b>PBLPA1</b>	Kit profilo e diffusore 2 m include 4 staffette  Profile and diffuser kit 2 m equipped with 4 brackets	
	Oro Gold	<b>PBLPO1</b>	Kit profilo e diffusore 2 m include 4 staffette  Profile and diffuser kit 2 m equipped with 4 brackets	

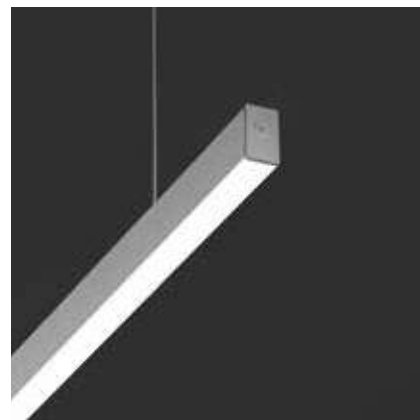
	CODE	FINISHED
	<b>PBLTB1</b>	<input type="checkbox"/> Bianco opaco Matt White
	<b>PBLTN1</b>	<input checked="" type="checkbox"/> Nero opaco Matt Black
	<b>PBLTA1</b>	<input type="checkbox"/> Argento Silver
	<b>PBLTO1</b>	<input type="checkbox"/> Oro Gold



Pafoniera  
Ceiling lamp


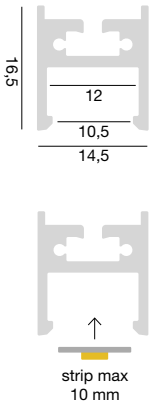


Applique  
Wall lamp



Sospensione  
Suspension

# BLED G

	FINISHED	CODE		
	Bianco opaco Matt White	<b>PBLPB2</b>	Kit profilo e diffusore 2 m includere 4 staffette  Profile and diffuser kit 2 m equipped with 4 brackets	
	Nero opaco Matt Black	<b>PBLPN2</b>	Kit profilo e diffusore 2 m includere 4 staffette  Profile and diffuser kit 2 m equipped with 4 brackets	
	Argento Silver	<b>PBLPA2</b>	Kit profilo e diffusore 2 m includere 4 staffette  Profile and diffuser kit 2 m equipped with 4 brackets	
	Oro Gold	<b>PBLPO2</b>	Kit profilo e diffusore 2 m includere 4 staffette  Profile and diffuser kit 2 m equipped with 4 brackets	

TESTATE TERMINALI (2 pz)  
END CAPS (2 pcs)



CODE	FINISHED
<b>PBLTB2</b>	<input type="checkbox"/> Bianco opaco Matt White
<b>PBLTN2</b>	<input checked="" type="checkbox"/> Nero opaco Matt Black
<b>PBLTA2</b>	<input type="checkbox"/> Argento Silver
<b>PBLTO2</b>	<input type="checkbox"/> Oro Gold



Pafoniera  
Ceiling lamp



Applique  
Wall lamp



Sospensione  
Suspension



# BLED

## ACCESSORI / ACCESSORIES



Kit sospensione completo per alimentatore in remoto

Complete suspension kit for remote power supply

140x40x28 mm  
cavi / cables max 2 m

FINISHED	CODE
Bianco opaco Matt White	<b>PKISB1</b>
Nero opaco Matt Black	<b>PKISN1</b>
Argento Silver	<b>PKISA1</b>
Oro Gold	<b>PKISO1</b>



Kit sospensione completo per alimentatori non dimmerabili GSTT37-GSTT40-GSTT41 (non inclusi)

Complete suspension kit for non dimmable power supplies GSTT37-GSTT40-GSTT41 (not included)

294x71x38 mm  
cavi / cables max 2 m

FINISHED	CODE
Bianco opaco Matt White	<b>PKISNDB</b>
Nero opaco Matt Black	<b>PKISNDN</b>
Argento Silver	<b>PKISNDA</b>
Oro Gold	<b>PKISNDO</b>



Kit sospensione completo per alimentatori dimmerabili GSTT16-GSTT43 (non inclusi)

Complete suspension kit for dimmable power supplies GSTT16-GSTT43 (not included)

419x53x38 mm  
cavi / cables max 2 m

FINISHED	CODE
Bianco opaco Matt White	<b>PKISDB</b>
Nero opaco Matt Black	<b>PKISDN</b>
Argento Silver	<b>PKISDA</b>
Oro Gold	<b>PKISDO</b>



Kit sospensione cavo singolo

Single cable suspension kit

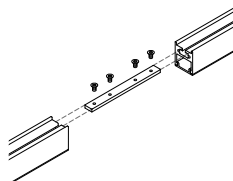
cavo / cable max 2 m

FINISHED	CODE
Bianco opaco Matt White	<b>PKICSB</b>
Nero opaco Matt Black	<b>PKICSN</b>
Argento Silver	<b>PKICSA</b>
Oro Gold	<b>PKICSO</b>



Giunzione piccola lineare

Small linear joints

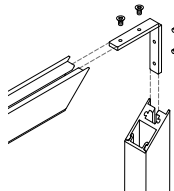


FINISHED	CODE
Argento Silver	<b>PGILP1</b>



Giunzione piccola piegata

Small bent joint

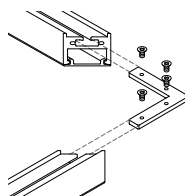


FINISHED	CODE
Argento Silver	<b>PGIPP1</b>



Giunzione piccola angolo

Small corner junction



FINISHED	CODE
Argento Silver	<b>PGIAP1</b>



Kit staffetta

Bracket kit

FINISHED	CODE
Trasparente Transparent	<b>PSFP01</b>

BLED  
STRIP LED

5 m 120° 50.000

## STRIP LED 5 mm

24Vdc

IP20

Per - for  
BLED P / BLED G

	CODE	CCT	FLUX / m
11W/m	<b>GST141C</b>	3000K	1320lm
SMD 2835	<b>GST141N</b>	4000K	1375lm
140 LED/m			
CRI >80			
pag. 292			

## STRIP LED 10 mm

24Vdc

IP20

Per - for  
BLED G

	CODE	CCT	FLUX / m
4,8W/m	<b>GST110C</b>	3000K	600lm
SMD 2835	<b>GST110N</b>	4000K	624lm
70 LED/m			
CRI >80			
pag. 292			

9,6W/m	<b>GST120C</b>	3000K	1200lm
SMD 2835	<b>GST120N</b>	4000K	1248lm
140 LED/m			
CRI >80			
pag. 293			

14,4W/m	<b>GST130C</b>	3000K	1512lm
SMD 2835	<b>GST130N</b>	4000K	1584lm
70 LED/m			
CRI >80			
pag. 293			

19,2W/m	<b>GST140C</b>	3000K	2112lm
SMD 2835	<b>GST140N</b>	4000K	2208lm
140 LED/m			
CRI >80			
pag. 294			

19,2W/m	<b>GST142C</b>	3000K	2016lm
SMD 2220	<b>GST142N</b>	4000K	2112lm
280 LED/m			
CRI >90			
pag. 294			

<b>RGB</b>	<b>GST062R</b>	RGB	max 450lm
14,4W/m			
SMD 5050			
60 LED/m			
pag. 296			

	CODE	CCT	FLUX / m
8W/m	<b>GST143C</b>	3000K	870lm
COBLED	<b>GST143N</b>	4000K	880lm
320 LED/m			
CRI >80			
pag. 292			


15W/m	<b>GST144C</b>	3000K	1580lm
COBLED	<b>GST144N</b>	4000K	1650lm
528 LED/m			
CRI >80			
pag. 293			

12W/m	<b>GST150C</b>	3000K	1640lm
SMD 2835	<b>GST150N</b>	4000K	1740lm
128 LED/m			
CRI >80			
pag. 293			

18W/m	<b>GST151C</b>	3000K	2380lm
SMD 2835	<b>GST151N</b>	4000K	2480lm
192 LED/m			
CRI >80			
pag. 294			

22W/m	<b>GST152C</b>	3000K	2880lm
SMD 2835	<b>GST152N</b>	4000K	2980lm
192 LED/m			
CRI >80			
pag. 294			





## BUCAREST

Sistema modulare in alluminio estruso sezionabile per installazione a plafone su parete o soffitto installazione a sospensione o Incluso di diffusore in policarbonato bianco opaco ad incastro. Illuminazione diretta.

Colori disponibili: bianco opaco, nero opaco, argento ossidato o oro ossidato.

Strip LED con alimentatore installato in remoto, accessori per giunzione, sospensione e chiusura da ordinare separatamente.

CONDIZIONI DI VENDITA: per ordini di profili inferiori a 4 pezzi assortiti (escluso i profili ad incasso con cartongesso incluso) verrà applicata una spesa di fuori imballo di 10€. Per ordini di profili uguali o superiori a 4 pezzi assortiti (escluso i profili con cartongesso incluso) non verrà applicata nessuna spesa di fuori imballo.

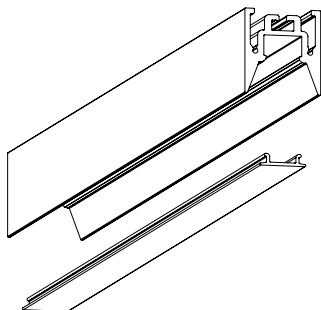
Sectionable extruded aluminium modular system for mounting on walls or ceilings

or suspension installation. Equipped with 4 brackets for fixing. Including snap-in white polycarbonate diffuser. Direct lighting.

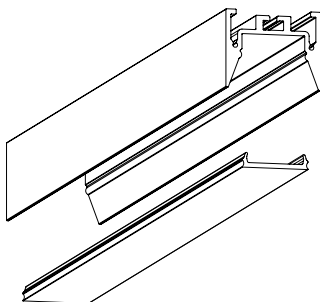
Available colours: matt white, matt black, oxidised silver or oxidised gold.

LED strip with remote installed power supply, accessories for joint, suspension and closure to be ordered separately.

SALES CONDITIONS: for profiles orders with less than 4 assorted pieces (excluding recessed profiles with integrated plasterboard) a packaging charge of €10 will be applied. For profiles orders with equal to or more than 4 assorted pieces (excluding recessed profiles with integrated plasterboard) no packaging charges will be applied.



BUCAREST P 24x26 mm



BUCAREST G 32,5x26,5 mm




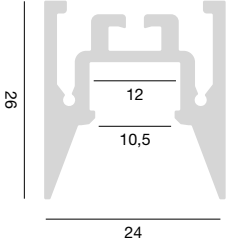





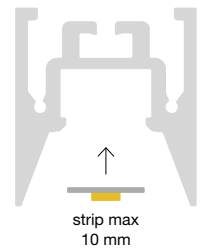
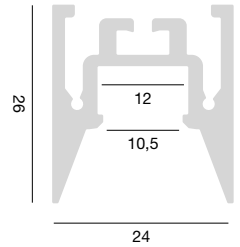
**INDOOR**


LED PROFILES

PLAFONIERE E SOSPENSIONI / CEILING AND SUSPENSIONS

**BUCAREST P**

	FINISHED	CODE		
	Bianco opaco Matt White	<b>PBUPB1</b>	Kit profilo e diffusore 2 m Profile and diffuser kit 2 m	
	Nero opaco Matt Black	<b>PBUPN1</b>	Kit profilo e diffusore 2 m Profile and diffuser kit 2 m	
	Argento Silver	<b>PBUPA1</b>	Kit profilo e diffusore 2 m Profile and diffuser kit 2 m	
	Oro Gold	<b>PBUPO1</b>	Kit profilo e diffusore 2 m Profile and diffuser kit 2 m	



	CODE	FINISHED
TESTATE TERMINALI (2 pz) END CAPS (2 pcs)  	<b>PBUTB1</b>	<input type="checkbox"/> Bianco opaco Matt White
	<b>PBUTN1</b>	<input checked="" type="checkbox"/> Nero opaco Matt Black
	<b>PBUTA1</b>	<input type="checkbox"/> Argento Silver
	<b>PBUTO1</b>	<input type="checkbox"/> Oro Gold



Pafoniera  
Ceiling lamp


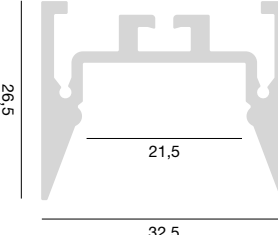
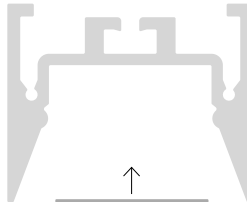



Applique  
Wall lamp



Sospensione  
Suspension

# BUCAREST G

	FINISHED	CODE		
	Bianco opaco Matt White	<b>PBUPB2</b>	Kit profilo e diffusore 2 m Profile and diffuser kit 2 m	
	Nero opaco Matt Black	<b>PBUPN2</b>	Kit profilo e diffusore 2 m Profile and diffuser kit 2 m	
	Argento Silver	<b>PBUPA2</b>	Kit profilo e diffusore 2 m Profile and diffuser kit 2 m	 <p>strip max 20 mm oppure 2 strip max 10 mm</p>
	Oro Gold	<b>PBUPO2</b>	Kit profilo e diffusore 2 m Profile and diffuser kit 2 m	

	CODE	FINISHED
<p>TESTATE TERMINALI (2 pz) END CAPS (2 pcs)</p> 	<b>PBUTB2</b>	<input type="checkbox"/> Bianco opaco Matt White
	<b>PBUTN2</b>	<input checked="" type="checkbox"/> Nero opaco Matt Black
	<b>PBUTA2</b>	<input type="checkbox"/> Argento Silver
	<b>PBUTO2</b>	<input type="checkbox"/> Oro Gold



Pafoniera  
Ceiling lamp



Applique  
Wall lamp



Sospensione  
Suspension

**INDOOR**

LED PROFILES

PLAFONIERE E SOSPENSIONI / CEILING AND SUSPENSIONS



# BUCAREST

ACCESSORI / ACCESSORIES

Kit sospensione completo per alimentatore in remoto



Complete suspension kit for remote power supply

140x40x28 mm  
cavi / cables max 2 m

FINISHED	CODE
Bianco opaco Matt White	<b>PKISB1</b>
Nero opaco Matt Black	<b>PKISN1</b>
Argento Silver	<b>PKISA1</b>
Oro Gold	<b>PKISO1</b>

Kit sospensione completo per alimentatori non dimmerabili GSTT37-GSTT40-GSTT41 (non inclusi)



Complete suspension kit for non dimmable power supplies GSTT37-GSTT40-GSTT41 (not included)

294x71x38 mm  
cavi / cables max 2 m

FINISHED	CODE
Bianco opaco Matt White	<b>PKISNDB</b>
Nero opaco Matt Black	<b>PKISNDN</b>
Argento Silver	<b>PKISNDA</b>
Oro Gold	<b>PKISNDO</b>

Kit sospensione completo per alimentatori dimmerabili GSTT16-GSTT43 (non inclusi)



Complete suspension kit for dimmable power supplies GSTT16-GSTT43 (not included)

419x53x38 mm  
cavi / cables max 2 m

FINISHED	CODE
Bianco opaco Matt White	<b>PKISDB</b>
Nero opaco Matt Black	<b>PKISDN</b>
Argento Silver	<b>PKISDA</b>
Oro Gold	<b>PKISDO</b>

Kit sospensione cavo singolo



Single cable suspension kit

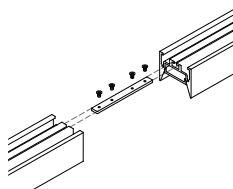
cavo / cable max 2 m

FINISHED	CODE
Bianco opaco Matt White	<b>PKICSB</b>
Nero opaco Matt Black	<b>PKICSN</b>
Argento Silver	<b>PKICSA</b>
Oro Gold	<b>PKICSO</b>

Giunzione piccola lineare



Small linear joints

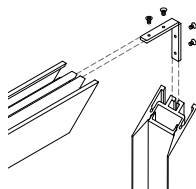


FINISHED	CODE
Argento Silver	<b>PGILP1</b>

Giunzione piccola piegata



Small bent joint

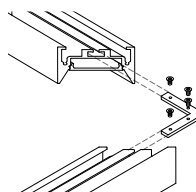


FINISHED	CODE
Argento Silver	<b>PGIPP1</b>

Giunzione piccola angolo



Small corner junction

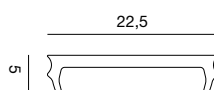


FINISHED	CODE
Argento Silver	<b>PGIAP1</b>

Cover in rotolo da 5,20 metri per BUCAREST G



5.20 m roll cover for BUCAREST G



FINISHED	CODE
Bianco opaco Opal white	<b>PCO02</b>

## INDOOR

LED PROFILES  
PLAFONIERE E SOSPENSIONI  
CEILING AND SUSPENSIONS

## BUCAREST

## STRIP LED



5 m 120° 50.000

STRIP LED 10 mm  
24Vdc

## IP20

Per - for  
BUCAREST P / BUCAREST G

	CODE	CCT	FLUX / m
4,8W/m	<b>GST110C</b>	3000K	600lm
SMD 2835	<b>GST110N</b>	4000K	624lm
70 LED/m			
CRI >80			
pag. 292			
9,6W/m	<b>GST120C</b>	3000K	1200lm
SMD 2835	<b>GST120N</b>	4000K	1248lm
140 LED/m			
CRI >80			
pag. 293			
14,4W/m	<b>GST130C</b>	3000K	1512lm
SMD 2835	<b>GST130N</b>	4000K	1584lm
70 LED/m			
CRI >80			
pag. 293			
19,2W/m	<b>GST140C</b>	3000K	2112lm
SMD 2835	<b>GST140N</b>	4000K	2208lm
140 LED/m			
CRI >80			
pag. 294			
19,2W/m	<b>GST142C</b>	3000K	2016lm
SMD 2220	<b>GST142N</b>	4000K	2112lm
280 LED/m			
CRI >90			
pag. 294			
<b>RGB</b>	<b>GST062R</b>	RGB	max 450lm
14,4W/m			
SMD 5050			
60 LED/m			
pag. 296			

	CODE	CCT	FLUX / m
8W/m	<b>GST143C</b>	3000K	870lm
COBLED	<b>GST143N</b>	4000K	880lm
320 LED/m			
CRI >80			
pag. 292			
15W/m	<b>GST144C</b>	3000K	1580lm
COBLED	<b>GST144N</b>	4000K	1650lm
528 LED/m			
CRI >80			
pag. 293			
12W/m	<b>GST150C</b>	3000K	1640lm
SMD 2835	<b>GST150N</b>	4000K	1740lm
128 LED/m			
CRI >80			
pag. 293			
18W/m	<b>GST151C</b>	3000K	2380lm
SMD 2835	<b>GST151N</b>	4000K	2480lm
192 LED/m			
CRI >80			
pag. 294			
22W/m	<b>GST152C</b>	3000K	2880lm
SMD 2835	<b>GST152N</b>	4000K	2980lm
192 LED/m			
CRI >80			
pag. 294			

STRIP LED 12 mm  
24Vdc

## IP66

Per - for:  
BUCAREST G

	CODE	CCT	FLUX / m
14,4W/m	<b>GST153C</b>	3000K	1440lm
SMD 2835	<b>GST153N</b>	4000K	1512lm
70 LED/m			
CRI >80			
IP66			
pag. 295			

	CODE	CCT	FLUX / m
18W/m	<b>GST154C</b>	3000K	2261lm
SMD 2835	<b>GST154N</b>	4000K	2356lm
192 LED/m			
CRI >80			
IP66			
pag. 295			

STRIP LED 12 mm  
24Vdc  
RGBW - RGB

Per - for:  
BUCAREST G

	CODE	CCT	FLUX / m
<b>RGB + W</b>	<b>GST061R</b>	4000K	660lm
14,4W/m			
SMD 5050			
60 LED/m			
pag. 296			
<b>IP20</b>			

	CODE	CCT	FLUX / m
<b>RGB</b>	<b>GST063R</b>	RGB	max 415lm
14,4W/m			
SMD 5050			
60 LED/m			
pag. 296			
<b>IP67</b>			





## RIGA

Sistema modulare in alluminio estruso sezionabile per installazione a plafone su parete o soffitto o installazione a sospensione. Dotato di 4 staffette per il fissaggio. Incluso di diffusore in policarbonato bianco opaco ad incastro. illuminazione diretta.

Colori disponibili: bianco opaco, nero opaco, argento ossidato o oro ossidato.

Strip LED con alimentatore installato in remoto, accessori per giunzione, sospensione e chiusura da ordinare separatamente.

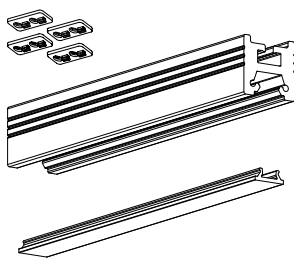
CONDIZIONI DI VENDITA: per ordini di profili inferiori a 4 pezzi assortiti (escluso i profili ad incasso con cartongesso incluso) verrà applicata una spesa di fuori imballo di 10€. Per ordini di profili uguali o superiori a 4 pezzi assortiti (escluso i profili con cartongesso incluso) non verrà applicata nessuna spesa di fuori imballo.

Sectionable extruded aluminium modular system for mounting on walls or ceilings or suspension installation. Equipped with 4 brackets for fixing. Including snap-in white polycarbonate diffuser. Direct lighting.

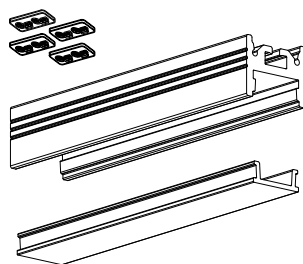
Available colours: matt white, matt black, oxidised silver or oxidised gold.

LED strip with remote installed power supply, accessories for joint, suspension and closure to be ordered separately.

SALES CONDITIONS: for profiles orders with less than 4 assorted pieces (excluding recessed profiles with integrated plasterboard) a packaging charge of €10 will be applied. For profiles orders with equal to or more than 4 assorted pieces (excluding recessed profiles with integrated plasterboard) no packaging charges will be applied.



RIGA P 15x15 mm



RIGA G 19x16 mm




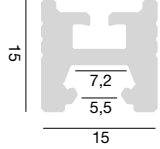
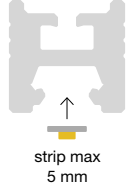


## INDOOR

LED PROFILES

PLAFONIERE E SOSPENSIONI / CEILING AND SUSPENSIONS


## RIGA P

	FINISHED	CODE		
	Bianco opaco Matt White	<b>PRIPB1</b>	Kit profilo e diffusore 2 m includere 4 staffette  Profile and diffuser kit 2 m equipped with 4 brackets	
	Nero opaco Matt Black	<b>PRIPN1</b>	Kit profilo e diffusore 2 m includere 4 staffette  Profile and diffuser kit 2 m equipped with 4 brackets	
	Argento Silver	<b>PRIPA1</b>	Kit profilo e diffusore 2 m includere 4 staffette  Profile and diffuser kit 2 m equipped with 4 brackets	
	Oro Gold	<b>PRIPO1</b>	Kit profilo e diffusore 2 m includere 4 staffette  Profile and diffuser kit 2 m equipped with 4 brackets	
		CODE	FINISHED	


TESTATE TERMINALI (2 pz)  
END CAPS (2 pcs)



<b>PRITB1</b>	<input type="checkbox"/>	Bianco opaco Matt White
<b>PRITN1</b>	<input checked="" type="checkbox"/>	Nero opaco Matt Black
<b>PRITA1</b>	<input type="checkbox"/>	Argento Silver
<b>PRITO1</b>	<input type="checkbox"/>	Oro Gold



Pafoniera  
Ceiling lamp


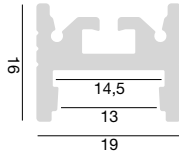
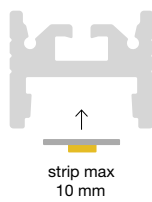



Applique  
Wall lamp




Sospensione  
Suspension

# RIGA G

	FINISHED	CODE		
	Bianco opaco Matt White	<b>PRIPB2</b>	Kit profilo e diffusore 2 m incluse 4 staffette  Profile and diffuser kit 2 m equipped with 4 brackets	
	Nero opaco Matt Black	<b>PRIPN2</b>	Kit profilo e diffusore 2 m incluse 4 staffette  Profile and diffuser kit 2 m equipped with 4 brackets	
	Argento Silver	<b>PRIPA2</b>	Kit profilo e diffusore 2 m incluse 4 staffette  Profile and diffuser kit 2 m equipped with 4 brackets	
	Oro Gold	<b>PRIPO2</b>	Kit profilo e diffusore 2 m incluse 4 staffette  Profile and diffuser kit 2 m equipped with 4 brackets	

	CODE	FINISHED
<p>TESTATE TERMINALI (2 pz) END CAPS (2 pcs)</p> 	<b>PRITB2</b>	<input type="checkbox"/> Bianco opaco Matt White
	<b>PRITN2</b>	<input checked="" type="checkbox"/> Nero opaco Matt Black
	<b>PRITA2</b>	<input type="checkbox"/> Argento Silver
	<b>PRITO2</b>	<input type="checkbox"/> Oro Gold



Pafoniera  
Ceiling lamp



Applique  
Wall lamp



Sospensione  
Suspension

**INDOOR**

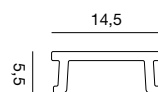
LED PROFILES

PLAFONIERE E SOSPENSIONI CEILING AND SUSPENSIONS



Cover in rotolo da 5,20 metri  
per RIGA G

5.20 m roll cover for RIGA G



FINISHED

Bianco opaco  
Opal white

CODE

**PC001**



Kit sospensione completo per alimentatore in remoto

Complete suspension kit for remote power supply

140x40x28 mm  
cavi / cables max 2 m

FINISHED	CODE
Bianco opaco Matt White	<b>PKISB1</b>
Nero opaco Matt Black	<b>PKISN1</b>
Argento Silver	<b>PKISA1</b>
Oro Gold	<b>PKISO1</b>



Kit sospensione completo per alimentatori non dimmerabili GSTT37-GSTT40-GSTT41 (non inclusi)

Complete suspension kit for non dimmable power supplies GSTT37-GSTT40-GSTT41 (not included)

294x71x38 mm  
cavi / cables max 2 m

FINISHED	CODE
Bianco opaco Matt White	<b>PKISNDB</b>
Nero opaco Matt Black	<b>PKISNDN</b>
Argento Silver	<b>PKISNDA</b>
Oro Gold	<b>PKISNDO</b>



Kit sospensione completo per alimentatori dimmerabili GSTT16-GSTT43 (non inclusi)

Complete suspension kit for dimmable power supplies GSTT16-GSTT43 (not included)

419x53x38 mm  
cavi / cables max 2 m

FINISHED	CODE
Bianco opaco Matt White	<b>PKISDB</b>
Nero opaco Matt Black	<b>PKISDN</b>
Argento Silver	<b>PKISDA</b>
Oro Gold	<b>PKISDO</b>



Kit sospensione cavo singolo

Single cable suspension kit

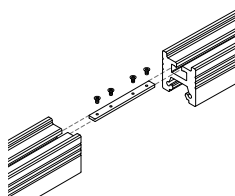
cavo / cable max 2 m

FINISHED	CODE
Bianco opaco Matt White	<b>PKICSB</b>
Nero opaco Matt Black	<b>PKICSN</b>
Argento Silver	<b>PKICSA</b>
Oro Gold	<b>PKICSO</b>



Giunzione piccola lineare

Small linear joints

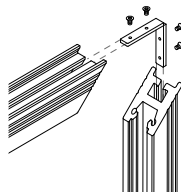


FINISHED	CODE
Argento Silver	<b>PGILP1</b>



Giunzione piccola piegata

Small bent joint

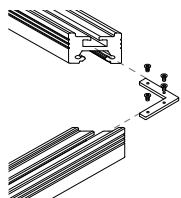


FINISHED	CODE
Argento Silver	<b>PGIPP1</b>



Giunzione piccola angolo

Small corner junction



FINISHED	CODE
Argento Silver	<b>PGIAP1</b>



Kit staffetta

Bracket kit

FINISHED	CODE
Trasparente Transparent	<b>PSFP01</b>

## STRIP LED 5 mm

24Vdc

IP20

Per - for  
RIGA P / RIGA G

	CODE	CCT	FLUX / m
11W/m	<b>GST141C</b>	3000K	1320lm
SMD 2835	<b>GST141N</b>	4000K	1375lm
140 LED/m			
CRI >80			
pag. 292			

## STRIP LED 10 mm

24Vdc

IP20

Per - for  
RIGA G

	CODE	CCT	FLUX / m
4,8W/m	<b>GST110C</b>	3000K	600lm
SMD 2835	<b>GST110N</b>	4000K	624lm
70 LED/m			
CRI >80			
pag. 292			

9,6W/m	<b>GST120C</b>	3000K	1200lm
SMD 2835	<b>GST120N</b>	4000K	1248lm
140 LED/m			
CRI >80			
pag. 293			

14,4W/m	<b>GST130C</b>	3000K	1512lm
SMD 2835	<b>GST130N</b>	4000K	1584lm
70 LED/m			
CRI >80			
pag. 293			

19,2W/m	<b>GST140C</b>	3000K	2112lm
SMD 2835	<b>GST140N</b>	4000K	2208lm
140 LED/m			
CRI >80			
pag. 294			

19,2W/m	<b>GST142C</b>	3000K	2016lm
SMD 2220	<b>GST142N</b>	4000K	2112lm
280 LED/m			
CRI >90			
pag. 294			

<b>RGB</b>	<b>GST062R</b>	RGB	max 450lm
14,4W/m			
SMD 5050			
60 LED/m			
pag. 296			

	CODE	CCT	FLUX / m
8W/m	<b>GST143C</b>	3000K	870lm
COBLED	<b>GST143N</b>	4000K	880lm
320 LED/m			
CRI >80			
pag. 292			

15W/m	<b>GST144C</b>	3000K	1580lm
COBLED	<b>GST144N</b>	4000K	1650lm
528 LED/m			
CRI >80			
pag. 293			

12W/m	<b>GST150C</b>	3000K	1640lm
SMD 2835	<b>GST150N</b>	4000K	1740lm
128 LED/m			
CRI >80			
pag. 293			

18W/m	<b>GST151C</b>	3000K	2380lm
SMD 2835	<b>GST151N</b>	4000K	2480lm
192 LED/m			
CRI >80			
pag. 294			

22W/m	<b>GST152C</b>	3000K	2880lm
SMD 2835	<b>GST152N</b>	4000K	2980lm
192 LED/m			
CRI >80			
pag. 294			







■ ANGOLARE / ANGULAR





## LUBIANA C / D

Sistema modulare in alluminio estruso sezionabile per installazione a plafone su parete o soffitto. Incluso di diffusori in policarbonato bianco opaco ad incastro. Illuminazione indiretta.

Colori disponibili: bianco opaco, nero opaco, argento ossidato o oro ossidato.

Strip LED con alimentatore installato in remoto, accessori per giunzione e chiusura da ordinare separatamente.

CONDIZIONI DI VENDITA: per ordini di profili inferiori a 4 pezzi assortiti (escluso i profili ad incasso con cartongesso incluso) verrà applicata una spesa di fuori imballo di 10€. Per ordini di profili uguali o superiori a 4 pezzi assortiti (escluso i profili con cartongesso incluso) non verrà applicata nessuna spesa di fuori imballo.

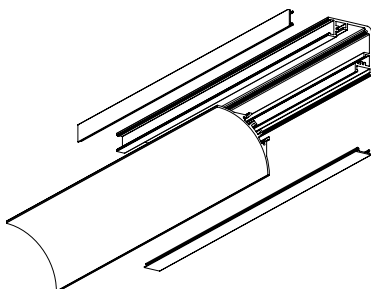
Sectionable extruded aluminium modular system for mounting on walls or ceilings.

Including snap-in matt white polycarbonate diffusers. Indirect lighting.

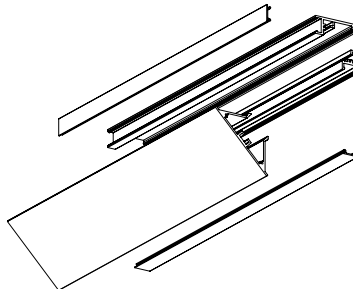
Available colours: matt white, matt black, oxidised silver or oxidised gold.

LED strip with remote installed power supply, accessories for joint and closure to be ordered separately.

SALES CONDITIONS: for profiles orders with less than 4 assorted pieces (excluding recessed profiles with integrated plasterboard) a packaging charge of €10 will be applied. For profiles orders with equal to or more than 4 assorted pieces (excluding recessed profiles with integrated plasterboard) no packaging charges will be applied.



LUBIANA C 61x61 mm




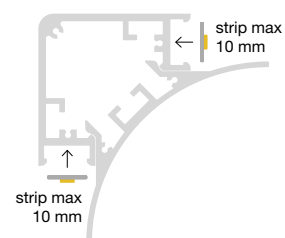
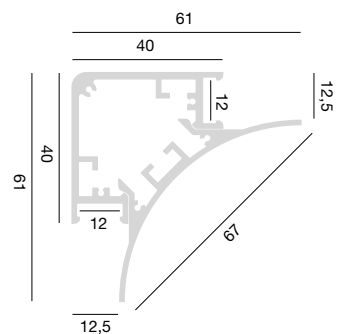
LUBIANA D 61x61 mm



**INDOOR**LED PROFILES  
ANGOLARE / ANGULAR

## LUBIANA C

	FINISHED	CODE	
	Bianco opaco Matt White	<b>PLUPBC</b>	Kit profilo e diffusore 2 m Profile and diffuser kit 2 m
	Nero opaco Matt Black	<b>PLUPNC</b>	Kit profilo e diffusore 2 m Profile and diffuser kit 2 m
	Argento Silver	<b>PLUPAC</b>	Kit profilo e diffusore 2 m Profile and diffuser kit 2 m
	Oro Gold	<b>PLUPOC</b>	Kit profilo e diffusore 2 m Profile and diffuser kit 2 m





TESTATE TERMINALI (2 pz)  
END CAPS (2 pcs)

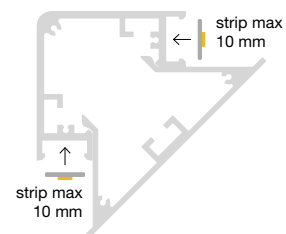
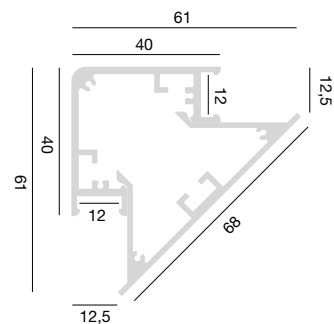
CODE FINISHED

**PLUTCB**  Bianco opaco  
Matt White**PLUTCN**  Nero opaco  
Matt Black**PLUTCA**  Argento  
Silver**PLUTCO**  Oro  
Gold



## LUBIANA D

	FINISHED	CODE	
	Bianco opaco Matt White	<b>PLUPBD</b>	Kit profilo e diffusore 2 m Profile and diffuser kit 2 m
	Nero opaco Matt Black	<b>PLUPND</b>	Kit profilo e diffusore 2 m Profile and diffuser kit 2 m
	Argento Silver	<b>PLUPAD</b>	Kit profilo e diffusore 2 m Profile and diffuser kit 2 m
	Oro Gold	<b>PLUPOD</b>	Kit profilo e diffusore 2 m Profile and diffuser kit 2 m



TESTATE TERMINALI (2 pz)  
END CAPS (2 pcs)



CODE FINISHED

**PLUTDB**  Bianco opaco  
Matt White

**PLUTDN**  Nero opaco  
Matt Black

**PLUTDA**  Argento  
Silver

**PLUTDO**  Oro  
Gold







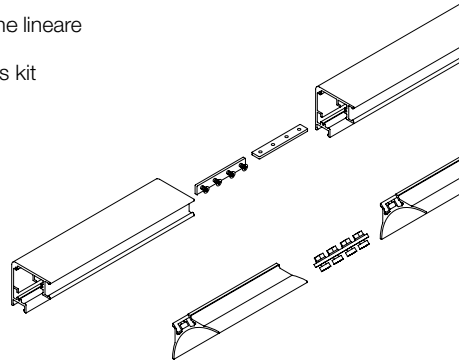


# LUBIANA

ACCESSORI / ACCESSORIES



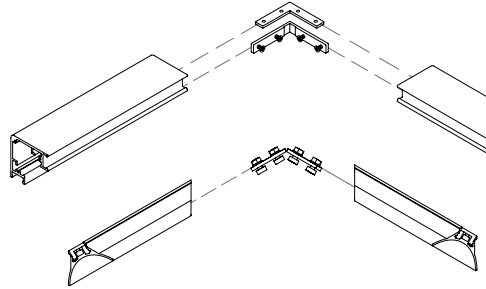
Kit giunzione lineare  
Linear joints kit



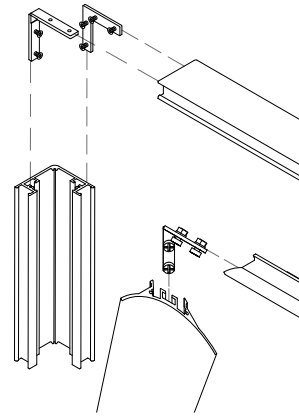
FINISHED	CODE
■ Argento Silver	<b>PLUKIL</b>



Kit giunzione angolo  
Corner junction kit

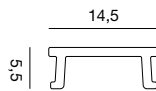


FINISHED	CODE
■ Argento Silver	<b>PLUKIA</b>



Cover in rotolo da 5,20 metri  
per LUBIANA C - LUBIANA D

5.20 m roll cover  
for LUBIANA C - LUBIANA D



FINISHED	CODE
■ Bianco opaco Opal white	<b>PCO01</b>

STRIP LED 10 mm  
24Vdc

## IP20

Per - for  
LUBIANA C / LUBIANA D

	CODE	CCT	FLUX / m
4,8W/m	<b>GST110C</b>	3000K	600lm
SMD 2835	<b>GST110N</b>	4000K	624lm
70 LED/m			
CRI >80			
pag. 292			

9,6W/m	<b>GST120C</b>	3000K	1200lm
SMD 2835	<b>GST120N</b>	4000K	1248lm
140 LED/m			
CRI >80			
pag. 293			

14,4W/m	<b>GST130C</b>	3000K	1512lm
SMD 2835	<b>GST130N</b>	4000K	1584lm
70 LED/m			
CRI >80			
pag. 293			

19,2W/m	<b>GST140C</b>	3000K	2112lm
SMD 2835	<b>GST140N</b>	4000K	2208lm
140 LED/m			
CRI >80			
pag. 294			

19,2W/m	<b>GST142C</b>	3000K	2016lm
SMD 2220	<b>GST142N</b>	4000K	2112lm
280 LED/m			
CRI >90			
pag. 294			

<b>RGB</b>	<b>GST062R</b>	RGB	max 450lm
14,4W/m			
SMD 5050			
60 LED/m			
pag. 296			

	CODE	CCT	FLUX / m
8W/m	<b>GST143C</b>	3000K	870lm
COBLED	<b>GST143N</b>	4000K	880lm
320 LED/m			
CRI >80			
pag. 292			

15W/m	<b>GST144C</b>	3000K	1580lm
COBLED	<b>GST144N</b>	4000K	1650lm
528 LED/m			
CRI >80			
pag. 293			

12W/m	<b>GST150C</b>	3000K	1640lm
SMD 2835	<b>GST150N</b>	4000K	1740lm
128 LED/m			
CRI >80			
pag. 293			

18W/m	<b>GST151C</b>	3000K	2380lm
SMD 2835	<b>GST151N</b>	4000K	2480lm
192 LED/m			
CRI >80			
pag. 294			


22W/m	<b>GST152C</b>	3000K	2880lm
SMD 2835	<b>GST152N</b>	4000K	2980lm
192 LED/m			
CRI >80			
pag. 294			





■ APPLIQUE / WALL LIGHT





## RIGA AF / ASF

Sistema modulare in alluminio estruso sezionabile per installazione a plafone su parete. Incluso di diffusori in policarbonato bianco opaco ad incastro. Illuminazione indiretta.

Colori disponibili: bianco opaco, nero opaco, argento ossidato o oro ossidato.

Strip LED con alimentatore installato in remoto, accessori per giunzione e chiusura da ordinare separatamente.

CONDIZIONI DI VENDITA: per ordini di profili inferiori a 4 pezzi assortiti (escluso i profili ad incasso con cartongesso incluso) verrà applicata una spesa di fuori imballo di 10€. Per ordini di profili uguali o superiori a 4 pezzi assortiti (escluso i profili con cartongesso incluso) non verrà applicata nessuna spesa di fuori imballo.

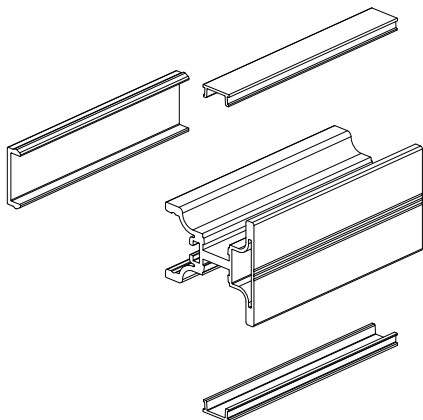
Sectionable extruded aluminium modular system for mounting on walls including snap-in matt white polycarbonate diffusers.

Indirect lighting.

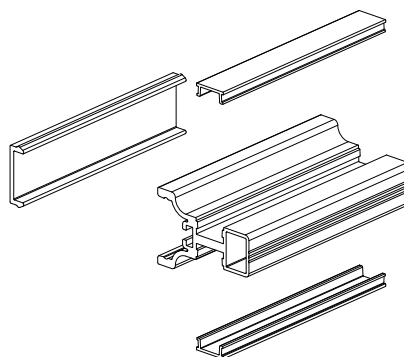
Available colours: matt white, matt black, oxidised silver or oxidised gold.

LED strip with remote installed power supply, accessories for joint and closure to be ordered separately.

SALES CONDITIONS: for profiles orders with less than 4 assorted pieces (excluding recessed profiles with integrated plasterboard) a packaging charge of €10 will be applied. For profiles orders with equal to or more than 4 assorted pieces (excluding recessed profiles with integrated plasterboard) no packaging charges will be applied.



RIGA AF 50x47 mm




RIGA ASF 50x19 mm

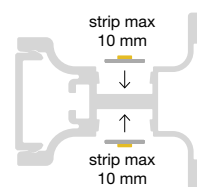
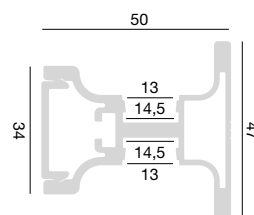


## INDOOR


LED PROFILES  
APPLIQUE / WALL LIGHT

## RIGA AF

	FINISHED	CODE	
	Bianco opaco Matt White	<b>PRIACFB</b>	Kit profilo e diffusore 2 m Profile and diffuser kit 2 m
	Nero opaco Matt Black	<b>PRIACFN</b>	Kit profilo e diffusore 2 m Profile and diffuser kit 2 m
	Argento Silver	<b>PRIACFA</b>	Kit profilo e diffusore 2 m Profile and diffuser kit 2 m
	Oro Gold	<b>PRIACFO</b>	Kit profilo e diffusore 2 m Profile and diffuser kit 2 m

TESTATE TERMINALI (2 pz)  
END CAPS (2 pcs)

CODE FINISHED

**PRIATFB**  Bianco opaco  
Matt White**PRIATFN**  Nero opaco  
Matt Black**PRIATFA**  Argento  
Silver**PRIATFO**  Oro  
Gold




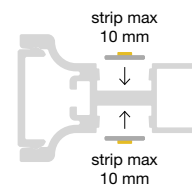
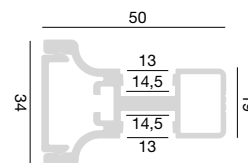


## INDOOR


LED PROFILES  
APPLIQUE / WALL LIGHT

## RIGA ASF

	FINISHED	CODE	
	Bianco opaco Matt White	<b>PRIASF B</b>	Kit profilo e diffusore 2 m Profile and diffuser kit 2 m
	Nero opaco Matt Black	<b>PRIASF N</b>	Kit profilo e diffusore 2 m Profile and diffuser kit 2 m
	Argento Silver	<b>PRIASF A</b>	Kit profilo e diffusore 2 m Profile and diffuser kit 2 m
	Oro Gold	<b>PRIASF O</b>	Kit profilo e diffusore 2 m Profile and diffuser kit 2 m

TESTATE TERMINALI (2 pz)  
END CAPS (2 pcs)

CODE FINISHED

**PRIASF B**  Bianco opaco  
Matt White**PRIASF N**  Nero opaco  
Matt Black**PRIASF A**  Argento  
Silver**PRIASF O**  Oro  
Gold





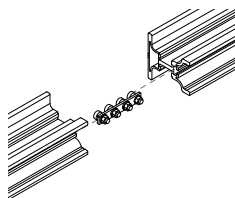
# RIGA AF / RIGA ASF

ACCESSORI / ACCESSORIES



Giunzione grande lineare  
passante

Large thought linear joints



FINISHED

CODE

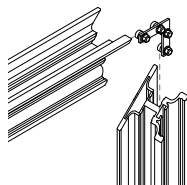
Argento  
Silver

**PGILGP**



Giunzione grande angolo  
passante

Large thought corner  
junction



FINISHED

CODE

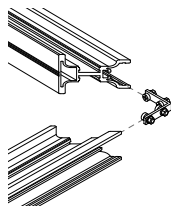
Argento  
Silver

**PGIAGP**



Giunzione grande piegata  
passante

Large thought bent joint



FINISHED

CODE

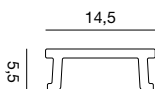
Argento  
Silver

**PGIPGP**



Cover in rotolo da 5,20 metri  
per RIGA AF - RIGA ASF

5.20 m roll cover  
for RIGA AF - RIGA ASF



FINISHED

CODE

Bianco opaco  
Opal white

**PCO01**

STRIP LED 10 mm  
24Vdc

## IP20

Per - for  
RIGA AF / RIGA ASF

	CODE	CCT	FLUX / m
4,8W/m	<b>GST110C</b>	3000K	600lm
SMD 2835	<b>GST110N</b>	4000K	624lm
70 LED/m			
CRI >80			
pag. 292			

9,6W/m	<b>GST120C</b>	3000K	1200lm
SMD 2835	<b>GST120N</b>	4000K	1248lm
140 LED/m			
CRI >80			
pag. 293			

14,4W/m	<b>GST130C</b>	3000K	1512lm
SMD 2835	<b>GST130N</b>	4000K	1584lm
70 LED/m			
CRI >80			
pag. 293			

19,2W/m	<b>GST140C</b>	3000K	2112lm
SMD 2835	<b>GST140N</b>	4000K	2208lm
140 LED/m			
CRI >80			
pag. 294			

19,2W/m	<b>GST142C</b>	3000K	2016lm
SMD 2220	<b>GST142N</b>	4000K	2112lm
280 LED/m			
CRI >90			
pag. 294			

<b>RGB</b>	<b>GST062R</b>	RGB	max 450lm
14,4W/m			
SMD 5050			
60 LED/m			
pag. 296			

	CODE	CCT	FLUX / m
8W/m	<b>GST143C</b>	3000K	870lm
COBLED	<b>GST143N</b>	4000K	880lm
320 LED/m			
CRI >80			
pag. 292			

15W/m	<b>GST144C</b>	3000K	1580lm
COBLED	<b>GST144N</b>	4000K	1650lm
528 LED/m			
CRI >80			
pag. 293			

12W/m	<b>GST150C</b>	3000K	1640lm
SMD 2835	<b>GST150N</b>	4000K	1740lm
128 LED/m			
CRI >80			
pag. 293			

18W/m	<b>GST151C</b>	3000K	2380lm
SMD 2835	<b>GST151N</b>	4000K	2480lm
192 LED/m			
CRI >80			
pag. 294			

22W/m	<b>GST152C</b>	3000K	2880lm
SMD 2835	<b>GST152N</b>	4000K	2980lm
192 LED/m			
CRI >80			
pag. 294			







■ INCASSO / RECESSED





## LIVERPOOL F

Sistema modulare in alluminio estruso sezionabile per installazione ad incasso su cartongesso o laterizio a scomparsa totale. Incluso di diffusore trasparente usa e getta per rasatura e pittura e diffusore in policarbonato bianco opaco ad incastro. Illuminazione diretta. Colore disponibile: argento ossidato.

Strip LED con alimentatore installato in remoto, accessori per giunzione, fissaggio e chiusura da ordinare separatamente.

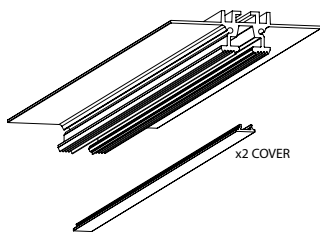
CONDIZIONI DI VENDITA: per ordini di profili inferiori a 4 pezzi assortiti (escluso i profili ad incasso con cartongesso incluso) verrà applicata una spesa di fuori imballo di 10€. Per ordini di profili uguali o superiori a 4 pezzi assortiti (escluso i profili con cartongesso incluso) non verrà applicata nessuna spesa di fuori imballo.

Sectionable extruded aluminium modular system for completely concealed recessed installation on plasterboard or brickwork. Including transparent disposable diffuser for shaving and painting and snap-in matt white polycarbonate diffuser direct lighting.

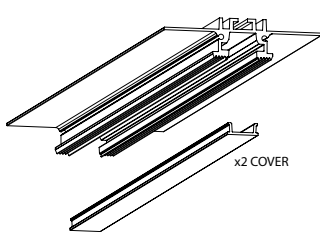
Available colour: oxidised silver.

LED strip with remote installed power supply, accessories for joint, fixing and closure to be ordered separately.

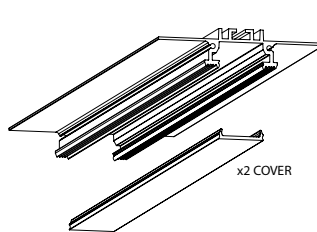
SALES CONDITIONS: for profiles orders with less than 4 assorted pieces (excluding recessed profiles with integrated plasterboard) a packaging charge of €10 will be applied. For profiles orders with equal to or more than 4 assorted pieces (excluding recessed profiles with integrated plasterboard) no packaging charges will be applied.



LIVERPOOL FP 69x19 mm




LIVERPOOL FM 75x19 mm

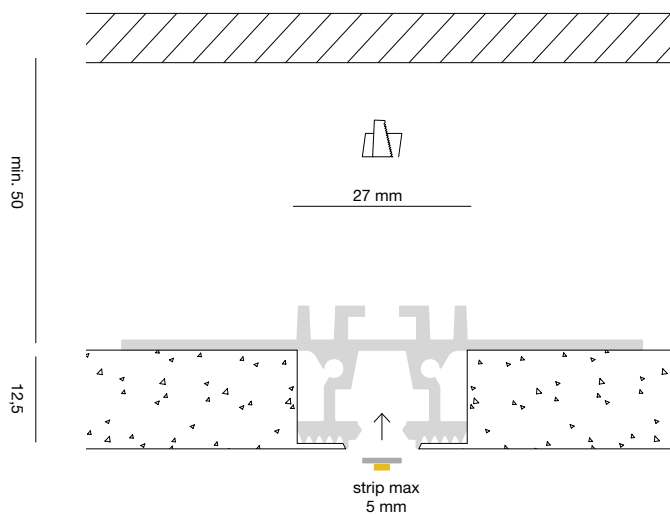
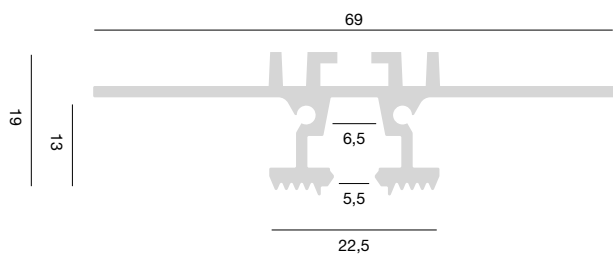


LIVERPOOL FG 83x19 mm




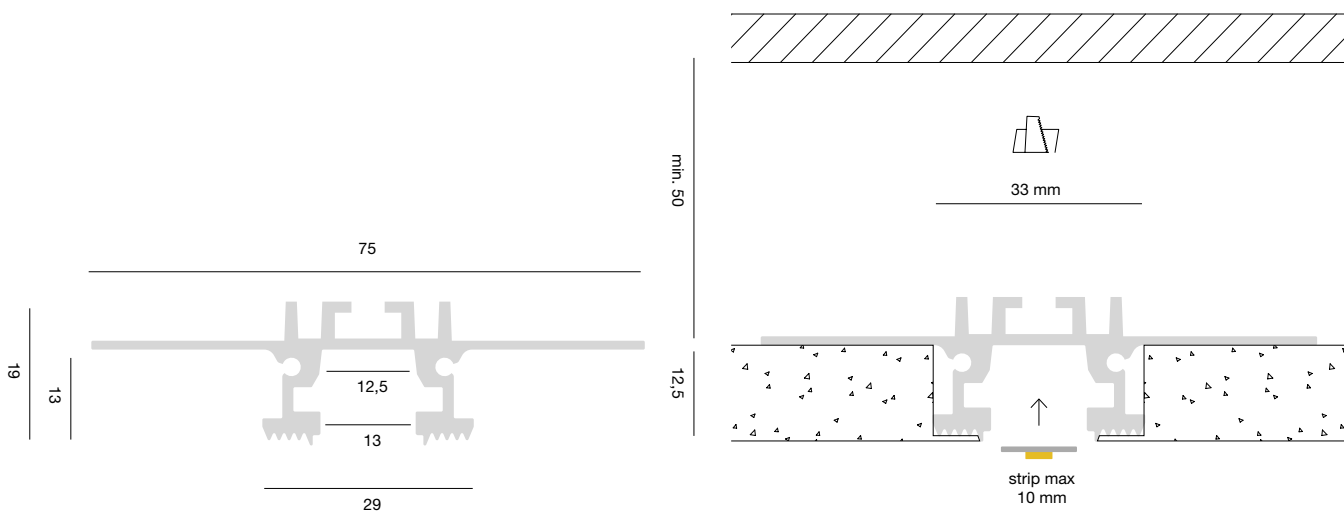
## LIVERPOOL FP

	FINISHED	CODE	
	Argento Silver	<b>PLIPFP</b>	Kit profilo e diffusore 2 m Profile and diffuser kit 2 m
	Argento Silver	<b>PLITFP</b>	Testata terminale (2 pz) End Cap (2 pcs)



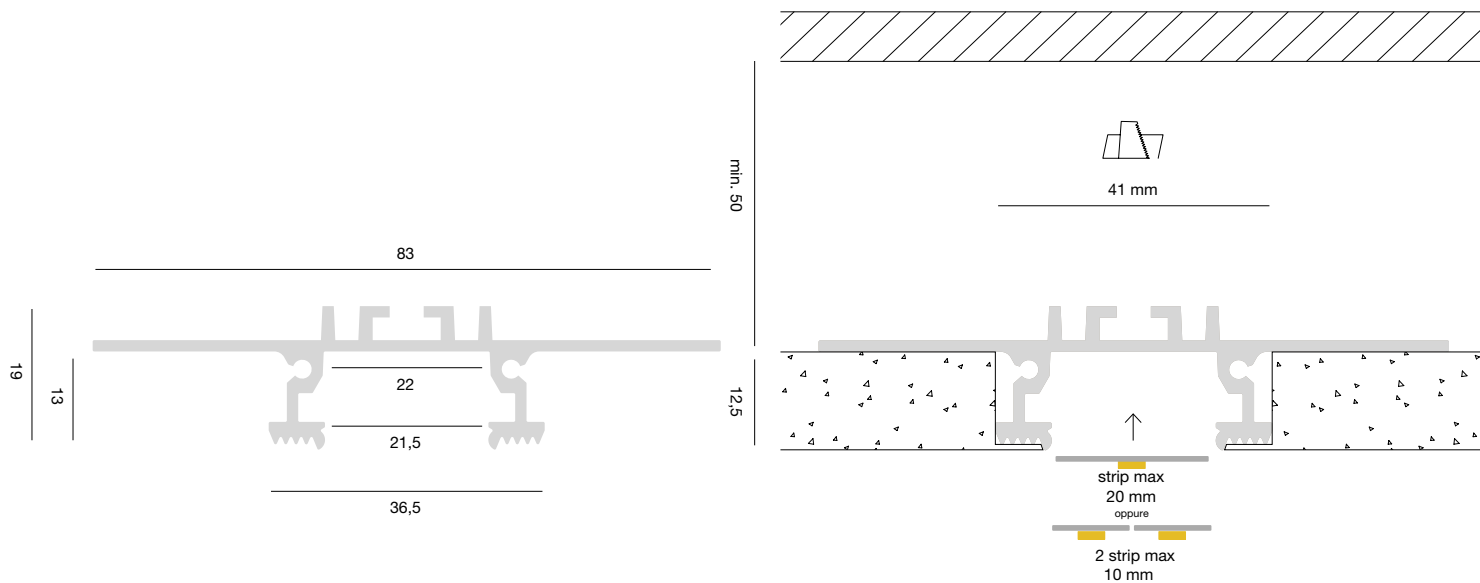
# LIVERPOOL FM

	FINISHED	CODE	
	Argento	<b>PLIPFM</b>	Kit profilo e diffusore 2 m
	Silver		Profile and diffuser kit 2 m
	Argento	<b>PLITFM</b>	Testata terminale (2 pz)
	Silver		End Cap (2 pcs)



## LIVERPOOL FG

	FINISHED	CODE	
	Argento	<b>PLIPFG</b>	Kit profilo e diffusore 2 m Profile and diffuser kit 2 m
	Silver		
	Argento	<b>PLITFG</b>	Testata terminale (2 pz) End Cap (2 pcs)
	Silver		





**INDOOR**

LED PROFILES  
INCASSO / RECESSED



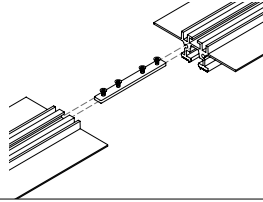


# LIVERPOOL F

## ACCESSORI / ACCESSORIES



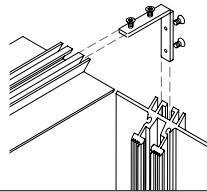
Giunzione grande lineare  
Large linear joints



FINISHED	CODE
 Argento Silver	<b>PGILG1</b>



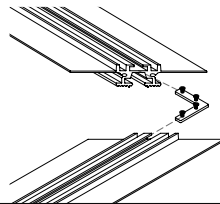
Giunzione grande piegata  
Large bent joint




FINISHED	CODE
 Argento Silver	<b>PGIPG1</b>




Giunzione grande angolo  
Large corner junction



FINISHED	CODE
 Argento Silver	<b>PGIAG1</b>



Chiave per fissaggio profilo  
LIVERPOOL FP  
Key for fixing profiles  
LIVERPOOL FP

FINISHED	CODE
 Argento Silver	<b>PLIKP1</b>



Chiave per fissaggio profilo  
LIVERPOOL FM  
Key for fixing profiles  
LIVERPOOL FM

FINISHED	CODE
 Argento Silver	<b>PLIKM1</b>

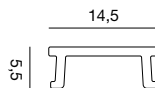



Chiave per fissaggio profilo  
LIVERPOOL FG  
Key for fixing profiles  
LIVERPOOL FG

FINISHED	CODE
 Argento Silver	<b>PLIKG1</b>



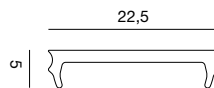
Cover in rotolo da 5,20 metri  
per LIVERPOOL FM  
5.20 m roll cover  
for LIVERPOOL FM




FINISHED	CODE
 Bianco opaco Opal white	<b>PCO01</b>



Cover in rotolo da 5,20 metri  
per LIVERPOOL FG  
5.20 m roll cover  
for LIVERPOOL FG



FINISHED	CODE
 Bianco opaco Opal white	<b>PCO02</b>

LIVERPOOL F  
STRIP LED

5 m 120° 50.000

## STRIP LED 5 mm

24Vdc

IP20

Per - for  
LIVERPOOL FP / FM / FG

	CODE	CCT	FLUX / m
11W/m	<b>GST141C</b>	3000K	1320lm
SMD 2835	<b>GST141N</b>	4000K	1375lm
140 LED/m			
CRI >80			
pag. 292			

## STRIP LED 10 mm

24Vdc

IP20

Per - for  
LIVERPOOL FM / FG

	CODE	CCT	FLUX / m
4,8W/m	<b>GST110C</b>	3000K	600lm
SMD 2835	<b>GST110N</b>	4000K	624lm
70 LED/m			
CRI >80			
pag. 292			

9,6W/m	<b>GST120C</b>	3000K	1200lm
SMD 2835	<b>GST120N</b>	4000K	1248lm
140 LED/m			
CRI >80			
pag. 293			

14,4W/m	<b>GST130C</b>	3000K	1512lm
SMD 2835	<b>GST130N</b>	4000K	1584lm
70 LED/m			
CRI >80			
pag. 293			

19,2W/m	<b>GST140C</b>	3000K	2112lm
SMD 2835	<b>GST140N</b>	4000K	2208lm
140 LED/m			
CRI >80			
pag. 294			

19,2W/m	<b>GST142C</b>	3000K	2016lm
SMD 2220	<b>GST142N</b>	4000K	2112lm
280 LED/m			
CRI >90			
pag. 294			

<b>RGB</b>	<b>GST062R</b>	RGB	max 450lm
14,4W/m			
SMD 5050			
60 LED/m			
pag. 296			

	CODE	CCT	FLUX / m
8W/m	<b>GST143C</b>	3000K	870lm
COBLED	<b>GST143N</b>	4000K	880lm
320 LED/m			
CRI >80			
pag. 292			

15W/m	<b>GST144C</b>	3000K	1580lm
COBLED	<b>GST144N</b>	4000K	1650lm
528 LED/m			
CRI >80			
pag. 293			

12W/m	<b>GST150C</b>	3000K	1640lm
SMD 2835	<b>GST150N</b>	4000K	1740lm
128 LED/m			
CRI >80			
pag. 293			

18W/m	<b>GST151C</b>	3000K	2380lm
SMD 2835	<b>GST151N</b>	4000K	2480lm
192 LED/m			
CRI >80			
pag. 294			

22W/m	<b>GST152C</b>	3000K	2880lm
SMD 2835	<b>GST152N</b>	4000K	2980lm
192 LED/m			
CRI >80			
pag. 294			

## STRIP LED 12 mm

24Vdc

IP66

Per - for:  
LIVERPOOL FG

	CODE	CCT	FLUX / m
14,4W/m	<b>GST153C</b>	3000K	1440lm
SMD 2835	<b>GST153N</b>	4000K	1512lm
70 LED/m			
CRI >80			
IP66			
pag. 295			

	CODE	CCT	FLUX / m
18W/m	<b>GST154C</b>	3000K	2261lm
SMD 2835	<b>GST154N</b>	4000K	2356lm
192 LED/m			
CRI >80			
IP66			
pag. 295			

## STRIP LED 12 mm

24Vdc


RGBW - RGB

Per - for:  
LIVERPOOL FG

	CODE	CCT	FLUX / m
<b>RGB + W</b>	<b>GST061R</b>	4000K	660lm
14,4W/m			
SMD 5050			
60 LED/m			
pag. 296			
<b>IP20</b>			

	CODE	CCT	FLUX / m
<b>RGB</b>	<b>GST063R</b>	RGB	max 415lm
14,4W/m			
SMD 5050			
60 LED/m			
pag. 296			
<b>IP67</b>			





## LIVERPOOL R

Sistema modulare in alluminio estruso sezionabile per installazione ad incasso su cartongesso o laterizio a scomparsa totale e con diffusore rientrato di 20mm. Incluso di diffusore trasparente usa e getta per rasatura e pittura e diffusore in policarbonato bianco opaco ad incastro. Illuminazione diretta.

Colori disponibili: bianco opaco, nero opaco, argento ossidato o oro ossidato.

Strip LED con alimentatore installato in remoto, accessori per giunzione, fissaggio e chiusura da ordinare separatamente.

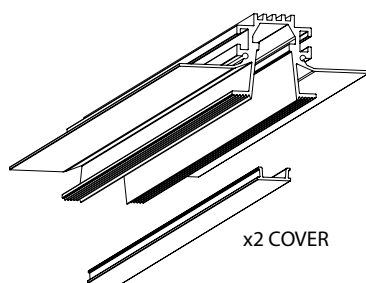
CONDIZIONI DI VENDITA: per ordini di profili inferiori a 4 pezzi assortiti (escluso i profili ad incasso con cartongesso incluso) verrà applicata una spesa di fuori imballo di 10€. Per ordini di profili uguali o superiori a 4 pezzi assortiti (escluso i profili con cartongesso incluso) non verrà applicata nessuna spesa di fuori imballo.

Sectionable extruded aluminium modular system for completely concealed recessed installation on plasterboard or brickwork and with 20mm diffuser included. Including disposable transparent diffuser for shaving and painting and snap-in matt white polycarbonate diffuser. Direct lighting.

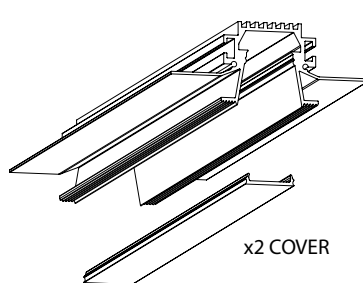
Available colours: matt white, matt black, oxidised silver or oxidised gold.

LED strip with remote installed power supply, accessories for joint, fixing and closure to be ordered separately.

SALES CONDITIONS: for profiles orders with less than 4 assorted pieces (excluding recessed profiles with integrated plasterboard) a packaging charge of €10 will be applied. For profiles orders with equal to or more than 4 assorted pieces (excluding recessed profiles with integrated plasterboard) no packaging charges will be applied.




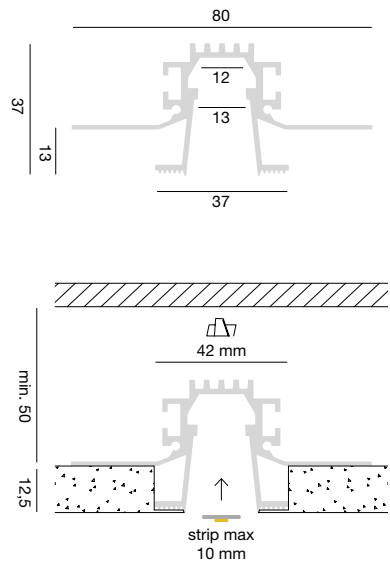
LIVERPOOL RP 84x37 mm



LIVERPOOL RG 92x38 mm



## LIVERPOOL RP

	FINISHED	CODE		
	Bianco opaco Matt White	<b>PLIPRBP</b>	Kit profilo e diffusore 2 m Profile and diffuser kit 2 m	
	Nero opaco Matt Black	<b>PLIPRNP</b>	Kit profilo e diffusore 2 m Profile and diffuser kit 2 m	
	Argento Silver	<b>PLIPRAP</b>	Kit profilo e diffusore 2 m Profile and diffuser kit 2 m	
	Oro Gold	<b>PLIPROP</b>	Kit profilo e diffusore 2 m Profile and diffuser kit 2 m	
		CODE	FINISHED	

TESTATE TERMINALI (2 pz)  
END CAPS (2 pcs)



<b>PLITRBP</b>	<input type="checkbox"/>	Bianco opaco Matt White
<b>PLITRNP</b>	<input checked="" type="checkbox"/>	Nero opaco Matt Black
<b>PLITRAP</b>	<input type="checkbox"/>	Argento Silver
<b>PLITROP</b>	<input type="checkbox"/>	Oro Gold




# LIVERPOOL RG


FINISHED	CODE		
Bianco opaco Matt White	<b>PLIPRBG</b>	Kit profilo e diffusore 2 m Profile and diffuser kit 2 m	
Nero opaco Matt Black	<b>PLIPRNG</b>	Kit profilo e diffusore 2 m Profile and diffuser kit 2 m	
Argento Silver	<b>PLIPRAG</b>	Kit profilo e diffusore 2 m Profile and diffuser kit 2 m	
Oro Gold	<b>PLIPROG</b>	Kit profilo e diffusore 2 m Profile and diffuser kit 2 m	

TESTATE TERMINALI (2 pz)  
END CAPS (2 pcs)



CODE	FINISHED
<b>PLITRBG</b>	<input type="checkbox"/> Bianco opaco Matt White
<b>PLITRNG</b>	<input checked="" type="checkbox"/> Nero opaco Matt Black
<b>PLITRAG</b>	<input type="checkbox"/> Argento Silver
<b>PLITROG</b>	<input type="checkbox"/> Oro Gold





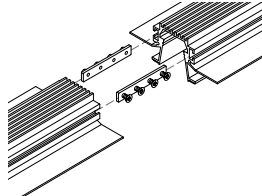


# LIVERPOOL R

## ACCESSORI / ACCESSORIES



Giunzione grande lineare  
Large linear joints



FINISHED

CODE

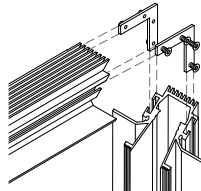
Argento  
Silver

**PGILG1**

Acquistare 2 PGILG1 per questa installazione  
Purchase 2 PGILG1 for this installation



Giunzione grande angolo  
Large corner junction



FINISHED

CODE

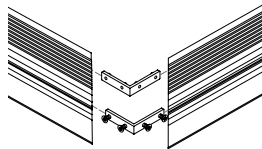
Argento  
Silver

**PGIAG1**

Acquistare 2 PGIAG1 per questa installazione  
Purchase 2 PGIAG1 for this installation



Giunzione grande piegata  
Large bent joint



FINISHED

CODE

Argento  
Silver

**PGIPG1**

Acquistare 2 PGIPG1 per questa installazione  
Purchase 2 PGIPG1 for this installation



Chiave per fissaggio profilo  
LIVERPOOL RP  
Key for fixing profiles  
LIVERPOOL RP

FINISHED

CODE

Argento  
Silver

**PLIKM1**



Chiave per fissaggio profilo  
LIVERPOOL RG  
Key for fixing profiles  
LIVERPOOL RG

FINISHED

CODE

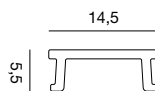
Argento  
Silver

**PLIKG1**



Cover in rotolo da 5,20 metri  
per LIVERPOOL RP

5.20 m roll cover  
for LIVERPOOL RP



FINISHED

CODE

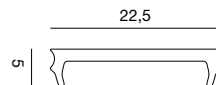
Bianco opaco  
Opal white

**PCO01**



Cover in rotolo da 5,20 metri  
per LIVERPOOL RG

5.20 m roll cover  
for LIVERPOOL RG



FINISHED

CODE

Bianco opaco  
Opal white

**PCO02**

LIVERPOOL R  
STRIP LED

5 m 120° 50.000

STRIP LED 10 mm  
24Vdc

IP20

Per - for:  
LIVERPOOL RP / RG

	CODE	CCT	FLUX / m
4,8W/m	<b>GST110C</b>	3000K	600lm
SMD 2835	<b>GST110N</b>	4000K	624lm
70 LED/m			
CRI >80			
pag. 292			
9,6W/m	<b>GST120C</b>	3000K	1200lm
SMD 2835	<b>GST120N</b>	4000K	1248lm
140 LED/m			
CRI >80			
pag. 293			
14,4W/m	<b>GST130C</b>	3000K	1512lm
SMD 2835	<b>GST130N</b>	4000K	1584lm
70 LED/m			
CRI >80			
pag. 293			
19,2W/m	<b>GST140C</b>	3000K	2112lm
SMD 2835	<b>GST140N</b>	4000K	2208lm
140 LED/m			
CRI >80			
pag. 294			
19,2W/m	<b>GST142C</b>	3000K	2016lm
SMD 2220	<b>GST142N</b>	4000K	2112lm
280 LED/m			
CRI >90			
pag. 294			
<b>RGB</b>	<b>GST062R</b>	RGB	max 450lm
14,4W/m			
SMD 5050			
60 LED/m			
pag. 296			

	CODE	CCT	FLUX / m
8W/m	<b>GST143C</b>	3000K	870lm
COBLED	<b>GST143N</b>	4000K	880lm
320 LED/m			
CRI >80			
pag. 292			
15W/m	<b>GST144C</b>	3000K	1580lm
COBLED	<b>GST144N</b>	4000K	1650lm
528 LED/m			
CRI >80			
pag. 293			
12W/m	<b>GST150C</b>	3000K	1640lm
SMD 2835	<b>GST150N</b>	4000K	1740lm
128 LED/m			
CRI >80			
pag. 293			
18W/m	<b>GST151C</b>	3000K	2380lm
SMD 2835	<b>GST151N</b>	4000K	2480lm
192 LED/m			
CRI >80			
pag. 294			
22W/m	<b>GST152C</b>	3000K	2880lm
SMD 2835	<b>GST152N</b>	4000K	2980lm
192 LED/m			
CRI >80			
pag. 294			

STRIP LED 12 mm  
24Vdc

IP66

Per - for:  
LIVERPOOL RG

	CODE	CCT	FLUX / m
14,4W/m	<b>GST153C</b>	3000K	1440lm
SMD 2835	<b>GST153N</b>	4000K	1512lm
70 LED/m			
CRI >80			
IP66			
pag. 295			

	CODE	CCT	FLUX / m
18W/m	<b>GST154C</b>	3000K	2261lm
SMD 2835	<b>GST154N</b>	4000K	2356lm
192 LED/m			
CRI >80			
IP66			
pag. 295			

STRIP LED 12 mm  
24Vdc  
RGBW - RGBPer - for:  
LIVERPOOL RG

	CODE	CCT	FLUX / m
<b>RGB + W</b>	<b>GST061R</b>	4000K	660lm
14,4W/m			
SMD 5050			
60 LED/m			
pag. 296			
<b>IP20</b>			

	CODE	CCT	FLUX / m
<b>RGB</b>	<b>GST063R</b>	RGB	max 415lm
14,4W/m			
SMD 5050			
60 LED/m			
pag. 296			
<b>IP67</b>			








■ INCASSI CON CARTONGESSO INTEGRATO  
RECESSED WITH INTEGRATED PLASTERBOARD

**INDOOR**

LED PROFILES

INCASSI CON CARTONGESSO INTEGRATO  
RECESSED WITH INTEGRATED PLASTERBOARD

# CARRARA

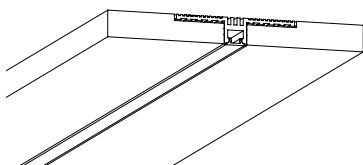
Sistema modulare in alluminio estruso integrato in 2 pannelli di cartongesso di spessore 12,5mm sezionabile per installazione ad incasso a scomparsa totale. Incluso di diffusore trasparente usa e getta per rasatura e pittura e di diffusore in policarbonato bianco opaco ad incastro. Illuminazione diretta.

Acquistabile solo in confezione da 2 pezzi.

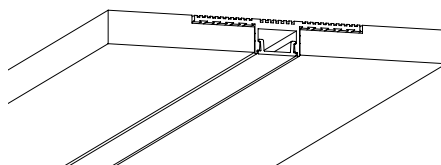
CONDIZIONI DI VENDITA: per ordini di profili inferiori a 4 pezzi assortiti (escluso i profili ad incasso con cartongesso incluso) verrà applicata una spesa di fuori imballo di 10€. Per ordini di profili uguali o superiori a 4 pezzi assortiti (escluso i profili con cartongesso incluso) non verrà applicata nessuna spesa di fuori imballo.

Modular system in extruded aluminium built into 2 plasterboard panels with a thickness of 12.5mm, sectionable for completely concealed recessed installation. Including transparent disposable diffuser for shaving and painting and snap-in matt white polycarbonate diffuser. Direct lighting. Available only in packs of 2 pieces.

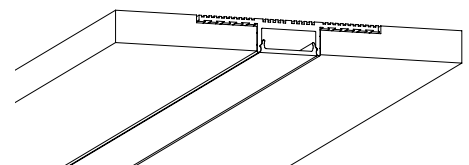
SALES CONDITIONS: for profiles orders with less than 4 assorted pieces (excluding recessed profiles with integrated plasterboard) a packaging charge of €10 will be applied. For profiles orders with equal to or more than 4 assorted pieces (excluding recessed profiles with integrated plasterboard) no packaging charges will be applied.



CARRARA P 123X13 mm



CARRARA M 130X13 mm



CARRARA G 138X13 mm







- INSERIRE IL PROFILO DOPO AVER REALIZZATO IL TAGLIO PER LA LUNGHEZZA DESIDERATA.
  - STUCCARE E VERNICIARE UTILIZZANDO LA COVER USA E GETTA TRASPARENTE.
  - RIMUOVERE LA COVER USA E GETTA.
  - INSERIRE E CABLARE LA STRIP LED.
  - INSERIRE LA COVER IN POLICARBONATO BIANCO OPACO.
- 
- CUT TO THE DESIRED LENGTH AND THEN INSERT THE PROFILE.
  - GROUT AND PAINT USING THE TRANSPARENT DISPOSABLE COVER.
  - REMOVE THE DISPOSABLE COVER.
  - INSERT AND WIRE THE LED STRIP.
  - INSERT THE MATT WHITE POLYCARBONATE COVER.





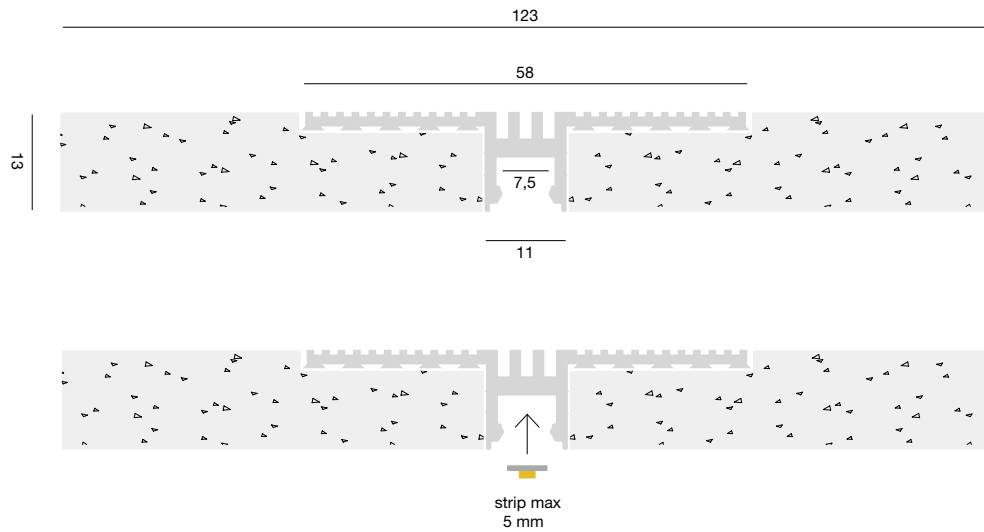
**INDOOR**

LED PROFILES

INCASSI CON CARTONGESSO INTEGRATO  
RECESSED WITH INTEGRATED PLASTERBOARD


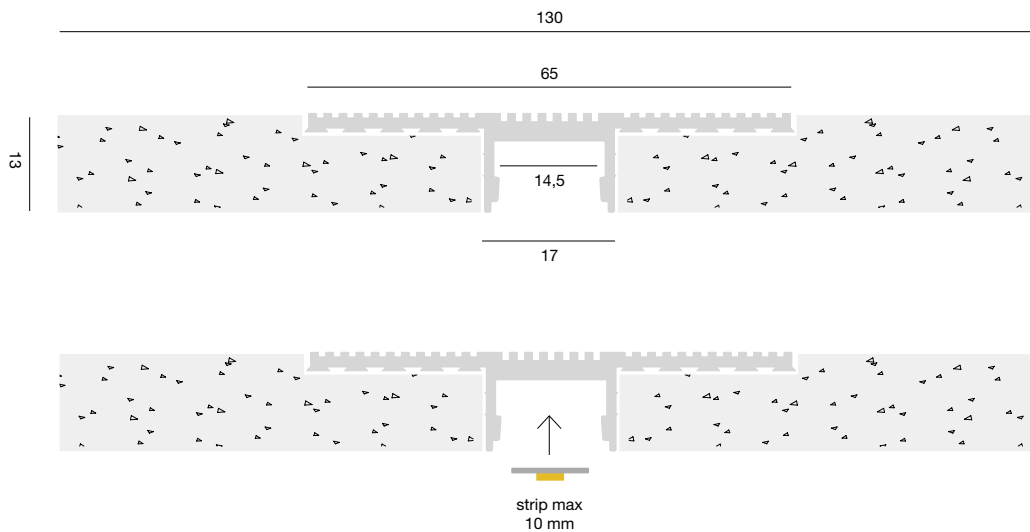
# CARRARA P

	FINISHED	CODE
	Argento	<b>PCAPA1</b> Kit profilo e diffusore 2 m Profile and diffuser kit 2 m
	Silver	



# CARRARA M

FINISHED	CODE	
Argento	<b>PCAPA2</b>	Kit profilo e diffusore 2 m
Silver		Profile and diffuser kit 2 m




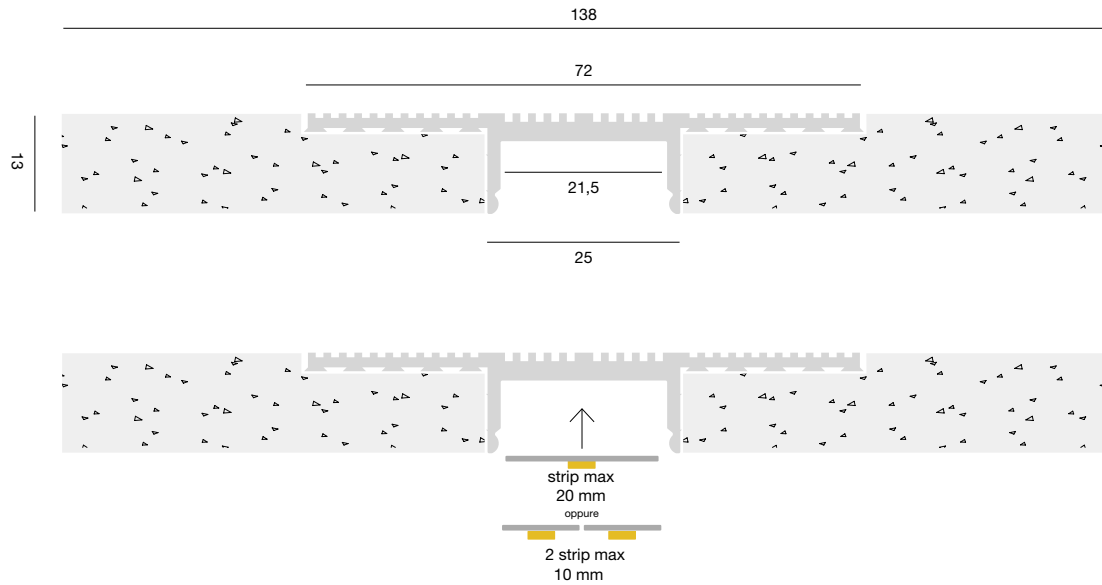
**INDOOR**

LED PROFILES

INCASSI CON CARTONGESSO INTEGRATO  
RECESSED WITH INTEGRATED PLASTERBOARD

# CARRARA G


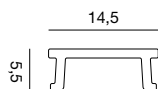
	FINISHED	CODE	
	Argento	<b>PCAPA3</b>	Kit profilo e diffusore 2 m
	Silver		Profile and diffuser kit 2 m





**INDOOR**

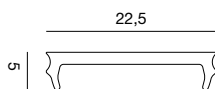
LED PROFILES

INCASSI CON CARTONGESSO INTEGRATO  
RECESSED WITH INTEGRATED PLASTERBOARDCover in rotolo da 5,20 metri  
per CARRARA M5.20 m roll cover  
for CARRARA M

FINISHED

 Bianco opaco  
Opal white

CODE

**PC001**Cover in rotolo da 5,20 metri  
per CARRARA G5.20 m roll cover  
for CARRARA G

FINISHED

 Bianco opaco  
Opal white

CODE


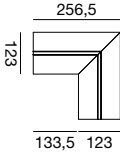

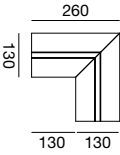

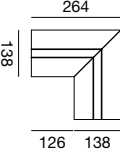

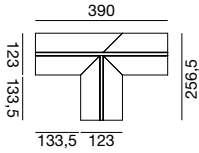

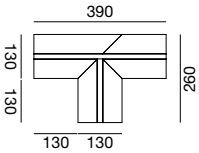

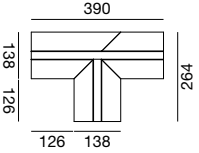

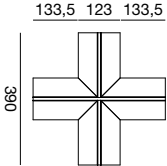

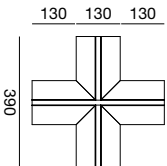

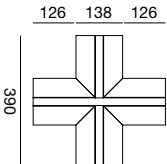
**PC002**

# CARRARA

## ACCESSORI / ACCESSORIES

Raccordi ad L, T ed X per le misure piccolo, medio e grande del profilo Carrara.  
Composto da più pezzi separati di profilo integrato in pannelli di cartongesso di spessore 12,5 mm.  
Incluso di diffusore trasparente usa e getta per rasatura e pittura e di diffusore in policarbonato bianco opaco ad incastro.

L, T and X-fittings for small, medium and large Carrara profiles.  
Consisting of several separate profile pieces integrated into 12.5 mm-thick plasterboard panels.  
Equipped with disposable transparent diffuser for shaving and painting and snap-in matt white polycarbonate diffuser.

	<p>Raccordo piccolo a L Small L-joint</p> <p>Per - for CARRARA P</p>		<p>FINISHED</p> <p>Argento Silver</p> <p>CODE</p> <p><b>PCALA1</b></p>
<p>2 pezzi separati 2 separate pieces</p> 	<p>Raccordo medio a L Medium L-joint</p> <p>Per - for CARRARA M</p>		<p>FINISHED</p> <p>Argento Silver</p> <p>CODE</p> <p><b>PCALA2</b></p>
	<p>Raccordo grande a L Large L-joint</p> <p>Per - for CARRARA G</p>		<p>FINISHED</p> <p>Argento Silver</p> <p>CODE</p> <p><b>PCALA3</b></p>
	<p>Raccordo piccolo a T Small T-joint</p> <p>Per - for CARRARA P</p>		<p>FINISHED</p> <p>Argento Silver</p> <p>CODE</p> <p><b>PCATA1</b></p>
<p>3 pezzi separati 3 separate pieces</p> 	<p>Raccordo medio a T Medium T-joint</p> <p>Per - for CARRARA M</p>		<p>FINISHED</p> <p>Argento Silver</p> <p>CODE</p> <p><b>PCATA2</b></p>
	<p>Raccordo grande a T Large T-joint</p> <p>Per - for CARRARA G</p>		<p>FINISHED</p> <p>Argento Silver</p> <p>CODE</p> <p><b>PCATA3</b></p>
	<p>Raccordo piccolo a X Small X-joint</p> <p>Per - for CARRARA P</p>		<p>FINISHED</p> <p>Argento Silver</p> <p>CODE</p> <p><b>PCAXA1</b></p>
<p>4 pezzi separati 4 separate pieces</p> 	<p>Raccordo medio a X Medium X-joint</p> <p>Per - for CARRARA M</p>		<p>FINISHED</p> <p>Argento Silver</p> <p>CODE</p> <p><b>PCAXA2</b></p>
	<p>Raccordo grande a X Large X-joint</p> <p>Per - for CARRARA G</p>		<p>FINISHED</p> <p>Argento Silver</p> <p>CODE</p> <p><b>PCAXA3</b></p>

## INDOOR

LED PROFILES

INCASSI CON CARTONGESSO INTEGRATO  
RECESSED WITH INTEGRATED PLASTERBOARD

## CARRARA



## STRIP LED 5 mm

24Vdc

IP20

Per - for  
CARRARA P / M / G

	CODE	CCT	FLUX / m
11W/m	<b>GST141C</b>	3000K	1320lm
SMD 2835	<b>GST141N</b>	4000K	1375lm
140 LED/m			
CRI >80			
pag. 292			

## STRIP LED 10 mm

24Vdc

IP20

Per - for  
CARRARA M / G

	CODE	CCT	FLUX / m
4,8W/m	<b>GST110C</b>	3000K	600lm
SMD 2835	<b>GST110N</b>	4000K	624lm
70 LED/m			
CRI >80			
pag. 292			

9,6W/m	<b>GST120C</b>	3000K	1200lm
SMD 2835	<b>GST120N</b>	4000K	1248lm
140 LED/m			
CRI >80			
pag. 293			

14,4W/m	<b>GST130C</b>	3000K	1512lm
SMD 2835	<b>GST130N</b>	4000K	1584lm
70 LED/m			
CRI >80			
pag. 293			

19,2W/m	<b>GST140C</b>	3000K	2112lm
SMD 2835	<b>GST140N</b>	4000K	2208lm
140 LED/m			
CRI >80			
pag. 294			

19,2W/m	<b>GST142C</b>	3000K	2016lm
SMD 2220	<b>GST142N</b>	4000K	2112lm
280 LED/m			
CRI >90			
pag. 294			

<b>RGB</b>	<b>GST062R</b>	RGB	max 450lm
14,4W/m			
SMD 5050			
60 LED/m			
pag. 296			

	CODE	CCT	FLUX / m
8W/m	<b>GST143C</b>	3000K	870lm
COBLED	<b>GST143N</b>	4000K	880lm
320 LED/m			
CRI >80			
pag. 292			

15W/m	<b>GST144C</b>	3000K	1580lm
COBLED	<b>GST144N</b>	4000K	1650lm
528 LED/m			
CRI >80			
pag. 293			

12W/m	<b>GST150C</b>	3000K	1640lm
SMD 2835	<b>GST150N</b>	4000K	1740lm
128 LED/m			
CRI >80			
pag. 293			

18W/m	<b>GST151C</b>	3000K	2380lm
SMD 2835	<b>GST151N</b>	4000K	2480lm
192 LED/m			
CRI >80			
pag. 294			

22W/m	<b>GST152C</b>	3000K	2880lm
SMD 2835	<b>GST152N</b>	4000K	2980lm
192 LED/m			
CRI >80			
pag. 294			

## STRIP LED 12 mm

24Vdc

IP66

Per - for:  
CARRARA G

	CODE	CCT	FLUX / m
14,4W/m	<b>GST153C</b>	3000K	1440lm
SMD 2835	<b>GST153N</b>	4000K	1512lm
70 LED/m			
CRI >80			
IP66			
pag. 295			

	CODE	CCT	FLUX / m
18W/m	<b>GST154C</b>	3000K	2261lm
SMD 2835	<b>GST154N</b>	4000K	2356lm
192 LED/m			
CRI >80			
IP66			
pag. 295			

## STRIP LED 12 mm

24Vdc

RGBW - RGB

Per - for:  
CARRARA G

	CODE	CCT	FLUX / m
<b>RGB + W</b>	<b>GST061R</b>	4000K	660lm
14,4W/m			
SMD 5050			
60 LED/m			
pag. 296			
<b>IP20</b>			

	CODE	CCT	FLUX / m
<b>RGB</b>	<b>GST063R</b>	RGB	max 415lm
14,4W/m			
SMD 5050			
60 LED/m			
pag. 296			
<b>IP67</b>			







■ LED PROFILES STANDARD





■ PLAFONIERE CEILING

ACRUX


pag. 276



ACRUX

ZANK

pag. 278




ZANK P



ZANK G

PIX

pag. 280



PIX

SKUB

pag. 282



SKUB

■ INCASSI RECESSED

JEPPE

pag. 284



JEPPE F




JEPPE R

OLEH

pag. 286



OLEH P



OLEH G



# ACRUX

Profilo in alluminio estruso sezionabile per installazione a plafone su mobili, parete o soffitto.

Incluso di diffusore opale ad incastro, testate e staffe.

Colori disponibili: grigio.

Illuminazione diretta. Strip LED con alimentatore installato in remoto da ordinare separatamente.

CONDIZIONI DI VENDITA: per ordini di profili inferiori a 20 pezzi assortiti verrà applicata una spesa di fuori imballo di 15 €. Per ordini di profili uguali o superiori a 20 pezzi assortiti non verrà applicata nessuna spesa di fuori imballo.


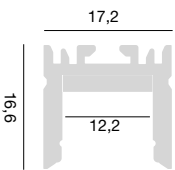
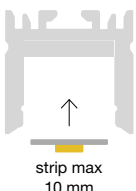
Sectional extruded aluminum profile for ceiling installation on furniture, wall or ceiling.

Including snap-in opal diffuser, end caps, and brackets.

Available colours: grey.

Direct lighting. LED strip with remote installed power supply to be ordered separately.

SALES CONDITIONS: for profiles orders with less than 20 assorted pieces, a packaging charge of € 15 will be applied. For profiles orders with equal to or more than 20 assorted pieces, no packaging charges will be applied.

	FINISHED	CODE	
	Grigio	<b>GSTP160</b>	Kit profilo e diffusore 2 m Profile and diffuser kit 2 m <hr/> Testata terminale (2 pz) End Cap (2 pcs) <hr/> Kit staffette (2 pz) Bracket kit 2 pcs
	Grey		
			
			





# ZANK


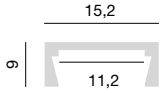

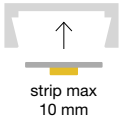
Profilo in alluminio estruso sezionabile per installazione a plafone su mobili, parete o soffitto. Incluso di diffusore opale ad incastro, testate e staffe. Colori disponibili: grigio e bianco. Illuminazione diretta. Strip LED con alimentatore installato in remoto da ordinare separatamente.

CONDIZIONI DI VENDITA: per ordini di profili inferiori a 20 pezzi assortiti verrà applicata una spesa di fuori imballo di 15 €. Per ordini di profili uguali o superiori a 20 pezzi assortiti non verrà applicata nessuna spesa di fuori imballo.

Sectional extruded aluminum profile for ceiling installation on furniture, wall or ceiling. Including snap-in opal diffuser, end caps, and brackets. Available colours: grey and white. Direct lighting. LED strip with power supply installed to be ordered separately.

SALES CONDITIONS: for profiles orders with less than 20 assorted pieces, a packaging charge of € 15 will be applied. For profiles orders with equal to or more than 20 assorted pieces, no packaging charges will be applied.


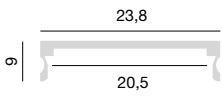

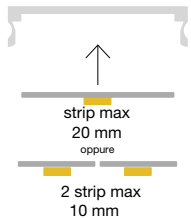
## ZANK P

	FINISHED	CODE		
	Grigio	<b>GSTP61</b>	Kit profilo e diffusore 2 m Profile and diffuser kit 2 m	
	Grey		Testata terminale (2 pz) End Cap (2 pcs)	
	Kit staffette (2 pz) Bracket kit (2 pcs)			
	Bianco	<b>GSTP72</b>	Kit profilo e diffusore 2 m Profile and diffuser kit 2 m	
	White		Testata terminale (2 pz) End Cap (2 pcs)	
	Kit staffette (2 pz) Bracket kit (2 pcs)			





## ZANK G

FINISHED	CODE		
	<b>GSTP131</b>	Kit profilo e diffusore 2 m Profile and diffuser kit 2 m	
		Testata terminale (2 pz) End Cap (2 pcs)	
		Kit staffette (2 pz) Bracket kit (2 pcs)	
	<b>GSTP133</b>	Kit profilo e diffusore 2 m Profile and diffuser kit 2 m	
		Testata terminale (2 pz) End Cap (2 pcs)	
		Kit staffette (2 pz) Bracket kit (2 pcs)	



# PIX

Profilo in alluminio estruso sezionabile per installazione a plafone su mobili, parete o soffitto.

Incluso di diffusore opale ad incastro, testate e staffe.

Colori disponibili: grigio e bianco.

Illuminazione diretta. Strip LED con alimentatore installato in remoto da ordinare separatamente.

CONDIZIONI DI VENDITA: per ordini di profili inferiori a 20 pezzi assortiti verrà applicata una spesa di fuori imballo di 15 €. Per ordini di profili uguali o superiori a 20 pezzi assortiti non verrà applicata nessuna spesa di fuori imballo.



Sectional extruded aluminum profile for ceiling installation on furniture, wall or ceiling.

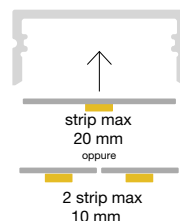
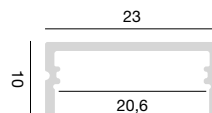
Including snap-in opal diffuser, end caps, and brackets.

Available colours: grey and white.

Direct lighting. LED strip with power supply installed to be ordered separately.

SALES CONDITIONS: for profiles orders with less than 20 assorted pieces, a packaging charge of € 15 will be applied. For profiles orders with equal to or more than 20 assorted pieces, no packaging charges will be applied.

	FINISHED	CODE	
	Grigio	<b>GSTP101</b>	Kit profilo e diffusore 2 m Profile and diffuser kit 2 m
	Grey		Testata terminale (2 pz) End Cap (2 pcs)
	Bianco	<b>GSTP103</b>	Kit profilo e diffusore 2 m Profile and diffuser kit 2 m
	White		Testata terminale (2 pz) End Cap (2 pcs)
			Kit staffette (2 pz) Bracket kit (2 pcs)
			Kit staffette (2 pz) Bracket kit (2 pcs)







# SKUB

Profilo in alluminio estruso sezionabile per installazione a plafone angolare su parete o soffitto.

Incluso di diffusore in policarbonato bianco opaco ad incastro. Illuminazione diretta.

Colori disponibili: grigio.

Strip LED con alimentatore installato in remoto da ordinare separatamente.

CONDIZIONI DI VENDITA: per ordini di profili inferiori a 20 pezzi assortiti verrà applicata una spesa di fuori imballo di 15 €. Per ordini di profili uguali o superiori a 20 pezzi assortiti non verrà applicata nessuna spesa di fuori imballo.



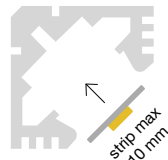
Sectionable extruded profile for mounting on walls or ceilings angular.

Including snap-in matt white polycarbonate diffusers. Indirect lighting.

Available colours: grey.

LED strip with remote installed power supply to be ordered separately.

SALES CONDITIONS: for profiles orders with less than 20 assorted pieces, a packaging charge of € 15 will be applied. For profiles orders with equal to or more than 20 assorted pieces, no packaging charges will be applied.

	FINISHED	CODE	
	Grigio	<b>GSTP21</b>	Kit profilo e diffusore 2 m Profile and diffuser kit 2 m
	Grey		Testata terminale (2 pz) End Cap (2 pcs)
			Kit staffette (2 pz) Bracket kit 2 pcs
			
			





# JEPPE

## INCASSO / RECESSED


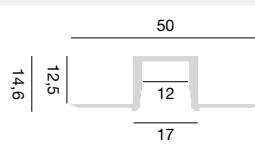
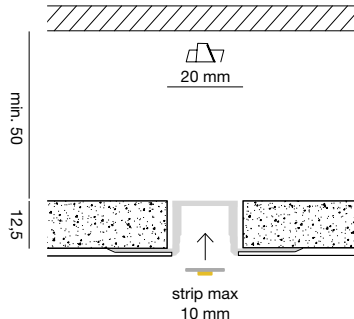
Profilo in alluminio estruso sezionabile per installazione ad incasso su cartongesso a scomparsa totale. Incluso di diffusore in policarbonato bianco opaco ad incastro. Illuminazione diretta. Colore disponibile: grigio. Strip LED con alimentatore installato in remoto da ordinare separatamente.

CONDIZIONI DI VENDITA: per ordini di profili inferiori a 20 pezzi assortiti verrà applicata una spesa di fuori imballo di 15 €. Per ordini di profili uguali o superiori a 20 pezzi assortiti non verrà applicata nessuna spesa di fuori imballo.

Sectional extruded aluminum profile for fully concealed recessed installation on plasterboard. Included in snap-in matt white polycarbonate. Direct lighting. Available colour: grey. LED strip with remote installed power supply, accessories for joint, fixing and closure to be ordered separately.

SALES CONDITIONS: for profiles orders with less than 20 assorted pieces, a packaging charge of € 15 will be applied. For profiles orders with equal to or more than 20 assorted pieces, no packaging charges will be applied.


## JEPPE F

	FINISHED	CODE	
	Grigio	<b>GSTP140</b>	Kit profilo e diffusore 2 m
	Grey		Profile and diffuser kit 2 m
			
			



## JEPPE<sub>R</sub>

FINISHED	CODE		
Grigio	<b>GSTP150</b>	Kit profilo e diffusore 2 m	
Grey		Profile and diffuser kit 2 m	
		Testata terminale (2 pz)	
		End Cap (2 pcs)	





# OLEH

Profilo in alluminio estruso sezionabile per installazione ad incasso su cartongesso.

Incluso di diffusore in policarbonato bianco opaco ad incastro.

Illuminazione diretta. Colori disponibili: grigio e bianco.

Strip LED con alimentatore installato in remoto da ordinare separatamente.

CONDIZIONI DI VENDITA: per ordini di profili inferiori a 20 pezzi assortiti verrà applicata una spesa di fuori imballo di 15 €. Per ordini di profili uguali o superiori a 20 pezzi assortiti non verrà applicata nessuna spesa di fuori imballo.


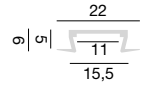
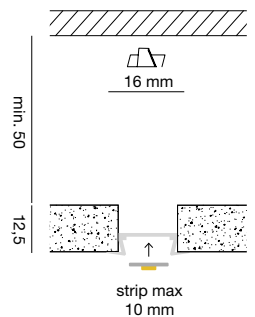

Sectional extruded aluminum profile for concealed recessed installation on plasterboard.

Included in snap-in matt white polycarbonate. Direct lighting. Available colour: grey or white.

LED strip with remote installed power supply, accessories for joint, fixing and closure to be ordered separately.

SALES CONDITIONS: for profiles orders with less than 20 assorted pieces, a packaging charge of € 15 will be applied. For profiles orders with equal to or more than 20 assorted pieces, no packaging charges will be applied.



## OLEH P

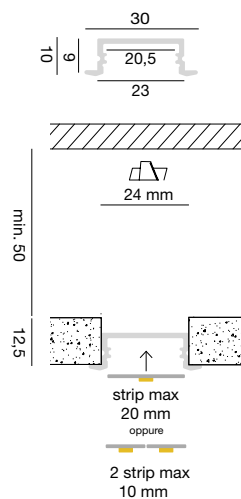
	FINISHED	CODE		
	Grigio	<b>GSTP41</b>	Kit profilo e diffusore 2 m Profile and diffuser kit 2 m	
	Grey		Testata terminale (2 pz) End Cap (2 pcs)	
			Kit staffette (2 pz) Bracket kit (2 pcs)	
	Bianco	<b>GSTP82</b>	Kit profilo e diffusore 2 m Profile and diffuser kit 2 m	
	White		Testata terminale (2 pz) End Cap (2 pcs)	
			Kit staffette (2 pz) Bracket kit (2 pcs)	





## OLEH G

FINISHED	CODE		
	Grigio	<b>GSTP121</b>	Kit profilo e diffusore 2 m Profile and diffuser kit 2 m
	Grey		Testata terminale (2 pz) End Cap (2 pcs)
			Kit staffette (2 pz) Bracket kit (2 pcs)
	Bianco	<b>GSTP123</b>	Kit profilo e diffusore 2 m Profile and diffuser kit 2 m
	White		Testata terminale (2 pz) End Cap (2 pcs)
			Kit staffette (2 pz) Bracket kit (2 pcs)



# PROFILI STANDARD

## STRIP LED



5 m 120° 50.000

### STRIP LED 10 mm

#### 24Vdc

**IP20**
 Per - for  
 ACRUX  
 ZANK P - ZANK G  
 PIX  
 SKUB  
 JEPPE F - JEPPE R  
 OLEH P - OLEH G

	CODE	CCT	FLUX / m
4,8W/m	<b>GST110C</b>	3000K	600lm
SMD 2835	<b>GST110N</b>	4000K	624lm

 70 LED/m  
 CRI >80  
 pag. 292

	CODE	CCT	FLUX / m
9,6W/m	<b>GST120C</b>	3000K	1200lm
SMD 2835	<b>GST120N</b>	4000K	1248lm

 140 LED/m  
 CRI >80  
 pag. 293

	CODE	CCT	FLUX / m
14,4W/m	<b>GST130C</b>	3000K	1512lm
SMD 2835	<b>GST130N</b>	4000K	1584lm

 70 LED/m  
 CRI >80  
 pag. 293

	CODE	CCT	FLUX / m
19,2W/m	<b>GST140C</b>	3000K	2112lm
SMD 2835	<b>GST140N</b>	4000K	2208lm

 140 LED/m  
 CRI >80  
 pag. 294

	CODE	CCT	FLUX / m
19,2W/m	<b>GST142C</b>	3000K	2016lm
SMD 2220	<b>GST142N</b>	4000K	2112lm

 280 LED/m  
 CRI >90  
 pag. 294

	CODE	CCT	FLUX / m
<b>RGB</b>	<b>GST062R</b>	RGB	max 450lm

 14,4W/m  
 SMD 5050  
 60 LED/m  
 pag. 296

	CODE	CCT	FLUX / m
8W/m	<b>GST143C</b>	3000K	870lm
COBLED	<b>GST143N</b>	4000K	880lm

 320 LED/m  
 CRI >80  
 pag. 292

	CODE	CCT	FLUX / m
15W/m	<b>GST144C</b>	3000K	1580lm
COBLED	<b>GST144N</b>	4000K	1650lm

 528 LED/m  
 CRI >80  
 pag. 293

	CODE	CCT	FLUX / m
12W/m	<b>GST150C</b>	3000K	1640lm
SMD 2835	<b>GST150N</b>	4000K	1740lm

 128 LED/m  
 CRI >80  
 pag. 293

	CODE	CCT	FLUX / m
18W/m	<b>GST151C</b>	3000K	2380lm
SMD 2835	<b>GST151N</b>	4000K	2480lm

 192 LED/m  
 CRI >80  
 pag. 294

	CODE	CCT	FLUX / m
22W/m	<b>GST152C</b>	3000K	2880lm
SMD 2835	<b>GST152N</b>	4000K	2980lm

 192 LED/m  
 CRI >80  
 pag. 294

### STRIP LED 12 mm

#### 24Vdc

**IP66**
 Per - for:  
 ZANK G  
 PIX  
 OLEH G

	CODE	CCT	FLUX / m
14,4W/m	<b>GST153C</b>	3000K	1440lm
SMD 2835	<b>GST153N</b>	4000K	1512lm

 70 LED/m  
 CRI >80  
 IP66  
 pag. 295

	CODE	CCT	FLUX / m
18W/m	<b>GST154C</b>	3000K	2261lm
SMD 2835	<b>GST154N</b>	4000K	2356lm

 192 LED/m  
 CRI >80  
 IP66  
 pag. 295

### STRIP LED 12 mm

#### 24Vdc

#### RGBW - RGB

 Per - for:  
 ZANK G  
 PIX  
 OLEH G

	CODE	CCT	FLUX / m
<b>RGB + W</b>	<b>GST061R</b>	4000K	660lm

 14,4W/m  
 SMD 5050  
 60 LED/m  
 pag. 296
**IP20**


	CODE	CCT	FLUX / m
<b>RGB</b>	<b>GST063R</b>	RGB	max 415lm

 14,4W/m  
 SMD 5050  
 60 LED/m  
 pag. 296
**IP67**





■ STRIP LED



## STRIP LED DIMMERABILI / DIMMABLE

La confezione delle strisce LED contiene una rolla lunga 5 metri.  
LED per metro montati su un circuito flessibile ed adesivo.  
Temperatura di esercizio  $-20^{\circ} \sim +60^{\circ}\text{C}$ .  
Durata 50.000 ore.  
Garanzia 3 anni.  
Collegamento di più rolle in parallelo (max 3 rolle, 15 metri).  
È consigliato l'uso di accessori di fissaggio a parete GSTP01 (25 pezzi per rolla). Accessori non inclusi.

Alimentatori: pag. 298 - 301  
Dimmer e amplificatori: pag. 302 - 303  
Accessori: pag. 304

## IP20

The package of LED strips contains a 5-metre long roll.  
LEDs mounted on a flexible and adhesive circuit.  
Operating temperature  $-20^{\circ} \sim +60^{\circ}\text{C}$ .  
Life 50,000 hours.  
3 years warranty.  
Connection of several rolls in parallel (max 3 rolls, 15 metres).  
We recommend using wall fixing accessories GSTP01 (25 per roll).  
Accessories not included.

Power supplies: pages 298 - 301  
Dimmers and amplifiers: pages 302 - 303  
Accessories: pages 304

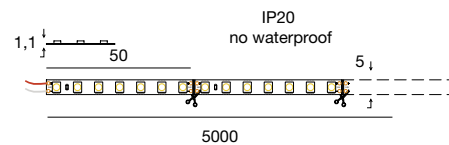
## STRIP LED 11W/m - 5 mm

24Vdc

Sezionabile ogni / Cuttable every:  
7 LED (5 cm)



	CODE	CCT	FLUX / m
11W/m	<b>GST141C</b>	3000K	1320lm
SMD 2835	<b>GST141N</b>	4000K	1375lm
140 LED/m			
CRI >80			



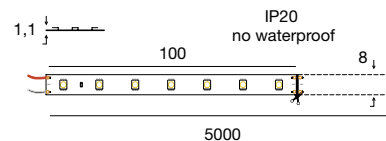
## STRIP LED 4,8W/m - 8 mm

24Vdc

Sezionabile ogni / Cuttable every:  
7 LED (10 cm)



	CODE	CCT	FLUX / m
4,8W/m	<b>GST110C</b>	3000K	600lm
SMD 2835	<b>GST110N</b>	4000K	624lm
70 LED/m			
CRI >80			



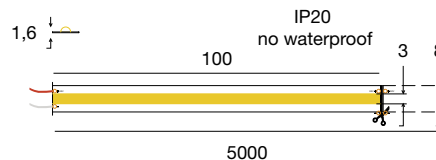
## STRIP LED 8W/m - 8 mm

24Vdc

Sezionabile ogni / Cuttable every:  
32 LED (10 cm)



	CODE	CCT	FLUX / m
8W/m	<b>GST143C</b>	3000K	870lm
COBLED	<b>GST143N</b>	4000K	880lm
320 LED/m			
CRI >80			



GSTP01  
Accessorio di fissaggio a parete (25 pezzo per rolla - non incluso)  
Wall fixing accessories (25 per roll - not included)

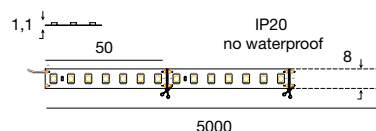
### STRIP LED 9,6W/m - 8 mm

24Vdc

Sezionabile ogni / Cuttable every:  
7 LED (5 cm)



	CODE	CCT	FLUX / m
9,6W/m	<b>GST120C</b>	3000K	1200lm
SMD 2835	<b>GST120N</b>	4000K	1248lm
140 LED/m			
CRI >80			



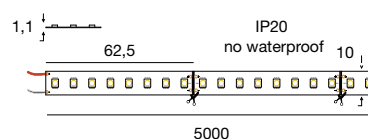
### STRIP LED 12W/m - 10 mm

24Vdc

Sezionabile ogni / Cuttable every:  
8 LED (6,25 cm)



	CODE	CCT	FLUX / m
12W/m	<b>GST150C</b>	3000K	1640lm
SMD 2835	<b>GST150N</b>	4000K	1740lm
128 LED/m			
CRI>80			



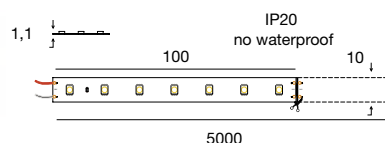
### STRIP LED 14,4W/m - 10 mm

24Vdc

Sezionabile ogni / Cuttable every:  
7 LED (10 cm)



	CODE	CCT	FLUX / m
14,4W/m	<b>GST130C</b>	3000K	1512lm
SMD 2835	<b>GST130N</b>	4000K	1584lm
70 LED/m			
CRI>80			



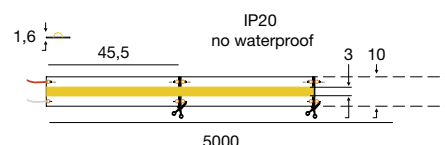
### STRIP LED 15W/m - 10 mm

24Vdc

Sezionabile ogni / Cuttable every:  
24 LED (4,5 cm)



	CODE	CCT	FLUX / m
15W/m	<b>GST144C</b>	3000K	1580lm
COBLED	<b>GST144N</b>	4000K	1650lm
528 LED/m			
CRI >80			



Profili in alluminio indispensabili per una adeguata dissipazione del calore.  
Aluminium profiles essential for an appropriate heat dissipation.



GSTP01  
Accessorio di fissaggio a parete (25 pezzo per rolla - non incluso)  
Wall fixing accessories (25 per roll - not included)

## STRIP LED 18W/m - 10 mm

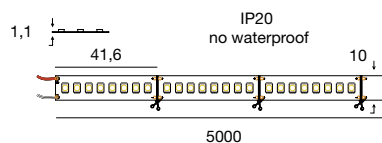
24Vdc



Sezionabile ogni / Cuttable every:  
8 LED (4,16 cm)



	CODE	CCT	FLUX / m
18W/m	<b>GST151C</b>	3000K	2380lm
SMD 2835	<b>GST151N</b>	4000K	2480lm
192 LED/m			
CRI>80			



Profili in alluminio indispensabili per una adeguata dissipazione del calore.  
Aluminium profiles essential for an appropriate heat dissipation.

## STRIP LED 19,2W/m - 10 mm

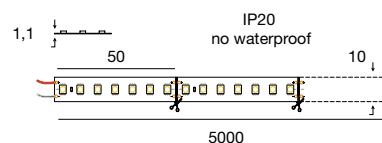
24Vdc



Sezionabile ogni / Cuttable every:  
7 LED (5 cm)



	CODE	CCT	FLUX / m
19,2W/m	<b>GST140C</b>	3000K	2112lm
SMD 2835	<b>GST140N</b>	4000K	2208lm
140 LED/m			
CRI>80			



Profili in alluminio indispensabili per una adeguata dissipazione del calore.  
Aluminium profiles essential for an appropriate heat dissipation.

## STRIP LED 19,2W/m - 10 mm

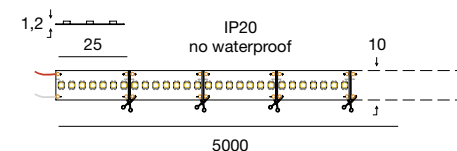
24Vdc



Sezionabile ogni / Cuttable every:  
7 LED (2,5 cm)



	CODE	CCT	FLUX / m
19,2W/m	<b>GST142C</b>	3000K	2016lm
SMD 2220	<b>GST142N</b>	4000K	2112lm
280 LED/m			
CRI >90			



Profili in alluminio indispensabili per una adeguata dissipazione del calore.  
Aluminium profiles essential for an appropriate heat dissipation.

## STRIP LED 22W/m - 10 mm

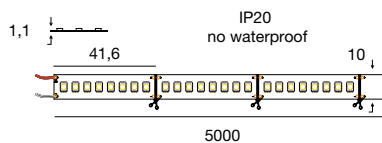
24Vdc



Sezionabile ogni / Cuttable every:  
8 LED (4,16 cm)



	CODE	CCT	FLUX / m
22W/m	<b>GST152C</b>	3000K	2880lm
SMD 2835	<b>GST152N</b>	4000K	2980lm
192 LED/m			
CRI>80			



Profili in alluminio indispensabili per una adeguata dissipazione del calore.  
Aluminium profiles essential for an appropriate heat dissipation.



## GSTP01

Accessorio di fissaggio a parete (25 pezzo per rolla - non incluso)  
Wall fixing accessories (25 per roll - not included)





IP66



5 m



120°



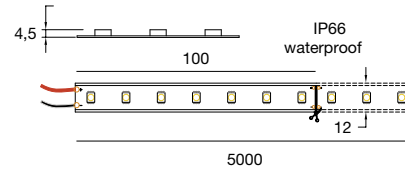
50.000

## STRIP LED 14,4W/m - 12 mm

24Vdc

Sezionabile ogni / Cuttable every:  
7 LED (10 cm)Installabile solo su / Installable only:  
Baku G - Bucarest G - Carrara G - Liverpool FG/RG - Oleh G - Pix - Zank G

	CODE	CCT	FLUX / m
14,4W/m	<b>GST153C</b>	3000K	1440lm
SMD 2835	<b>GST153N</b>	4000K	1512lm

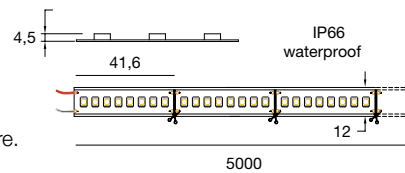
70 LED/m  
CRI>80  
IP66

## STRIP LED 18W/m - 12 mm

24Vdc

Sezionabile ogni / Cuttable every:  
8 LED (4,16 cm)Profili in alluminio indispensabili per una adeguata dissipazione del calore.  
Aluminium profiles essential for an appropriate heat dissipation.Installabile solo su / Installable only:  
Baku G - Bucarest G - Carrara G - Liverpool FG/RG - Oleh G - Pix - Zank G

	CODE	CCT	FLUX / m
18W/m	<b>GST154C</b>	3000K	2261lm
SMD 2835	<b>GST154N</b>	4000K	2356lm

192 LED/m  
CRI>80  
IP66

STRIP LED **RGB**

La confezione delle strisce LED contiene una rolla lunga 5 metri.  
LED montati su un circuito flessibile ed adesivo.  
Temperatura di esercizio -20° ~ +60°C.  
Durata 50.000 ore.  
Garanzia 3 anni.  
Collegamento di più rolle in parallelo (max 3 rolle, 15 metri).  
È consigliato l'uso di accessori di fissaggio a parete (25 pezzi per rolla).  
Accessori non inclusi.

Alimentatori: pag. 298 - 300  
Telecomandi e amplificatori per GSTO62R: pag. 302  
Accessori per GSTO62R: pag. 305  
Telecomando e amplificatore per GSTO61R: pag. 302

## IP20

The package of LED strips contains a 5-metre long roll.  
LEDs mounted on a flexible and adhesive circuit.  
Operating temperature -20° ~ +60°C.  
Life 50,000 hours.  
3 years warranty.  
Connection of several rolls in parallel (max 3 rolls, 15 metres).  
We recommend using wall fixing accessories (25 per roll).  
Accessories not included.

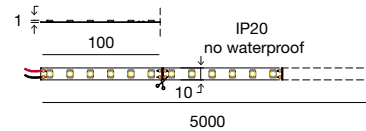
Power supplies: pages 298 - 300  
Controllers and amplifiers for GSTO62R: page 302  
Accessories for GSTO62R: page 305  
Controller and amplifier for GSTO61R: page 302

STRIP LED 14,4W/m - 10 mm  
24Vdc

Sezionabile ogni / Cuttable every:  
6 LED (10 cm)



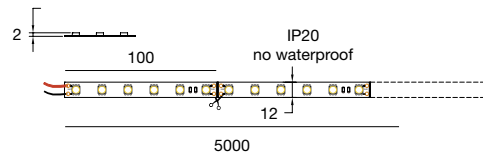
	CODE	CCT	FLUX / m
<b>RGB</b>	<b>GSTO62R</b>	RGB	max 450lm
	14,4W/m		
	SMD 5050		
	60 LED/m		

STRIP LED 14,4W/m - 12 mm  
24Vdc

Sezionabile ogni / Cuttable every:  
6 LED (10 cm)



	CODE	CCT	FLUX / m
<b>RGB + W</b>	<b>GSTO61R</b>	4000K	660lm
	14,4W/m		
	SMD 5050		
	60 LED/m		



Installabile solo su / Installable only:  
Baku G - Bucarest G - Carrara G - Liverpool FG/RG - Oleh G - Pix - Zank G

STRIP LED **RGB**

La confezione delle strisce LED contiene una rolla lunga 5 metri.  
LED per metro montati su un circuito flessibile ed adesivo.  
Temperatura di esercizio -20° ~ +60°C.  
Durata 50.000 ore.  
Garanzia 3 anni.  
Collegamento di più rolle in parallelo (max 3 rolle, 15 metri).

Alimentatori: pag. 298 - 300  
Telecomandi e amplificatori: pag. 302 - 303

## IP67

The package of LED strips contains a 5-metre long roll.  
LEDs mounted on a flexible and adhesive circuit.  
Operating temperature -20° ~ +60°C.  
Life 50,000 hours.  
3 years warranty.  
Connection of several rolls in parallel (max 3 rolls, 15 metres).

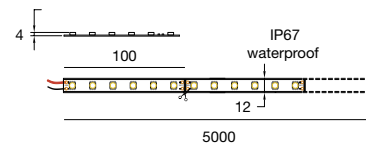
Power supplies: pages 298 - 300  
Controllers and amplifiers: pages 302 - 303

STRIP LED 14,4W/m - 12 mm  
24Vdc

Sezionabile ogni / Cuttable every:  
6 LED (10 cm)



	CODE	CCT	FLUX / m
<b>RGB</b>	<b>GSTO63R</b>	RGB	max 415lm
	14,4W/m		
	SMD 5050		
	60 LED/m		



Installabile solo su / Installable only:  
Baku G - Bucarest G - Carrara G - Liverpool FG/RG - Oleh G - Pix - Zank G



IP67



50 m



120°



50.000

## STRIP LED

La confezione delle strisce LED contiene una rolla lunga 50 metri composta da 60 LED per metro montati su un circuito flessibile non adesivo. La rolla può essere tagliata ogni 60 LED (1 m).  
 Temperatura di esercizio -20°~ +60°C. Durata 50.000 ore.  
 Garanzia 3 anni. Alimentatore per l'intera rolla incluso ed integrato; se la rolla viene sezionata è necessario acquistare ulteriori alimentatori (GSTC12), uno per ogni sezione.  
 È consigliato l'uso di accessori per il fissaggio (GSTP02), 5 pezzi per metro.

## LED STRIP

The reel is 50 meters of strip. It is composed of 60 LEDs/meters integrated in a flexible not adhesive circuit.  
 It can be cut in 60 LEDs (1 m) unit.  
 Operating temperature -20°~ +60°C.  
 Life 50.000 hours. 3 years warranty.  
 The complete reel is supplied with a built-in power supply; if the reel is divided into sections, it is necessary to purchase an additional power supply (GSTC12), for each section.  
 Wall mounted fixings are recommended (GSTP02), 5 clips per meter.

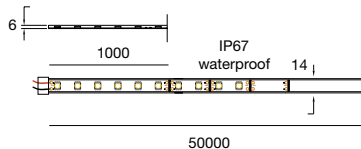
### STRIP LED 7W/m - 14 mm

220-240 Vac

Sezionabile ogni / Cuttable every:  
60 LED (1 m)




	CODE	CCT	FLUX / m
7W/m	<b>GST070N</b>	4000K	400lm
SMD 2835			
60 LED/m			
CRI>80			




### ACCESSORI PER GST070N (NON INCLUSI) / ACCESSORIES FOR GST070N (NOT INCLUDED)

	CODE
Alimentatore per spezzoni aggiuntivi Power supplies for additional pieces	<b>GSTC12</b>



Staffette di fissaggio Fixing brackets	<b>GSTP02</b>
---	---------------



Tappo di chiusura End cup	<b>GSTP03</b>
------------------------------	---------------



**INDOOR**LED PROFILES  
ALIMENTATORI / POWER SUPPLIES**ALIMENTATORI / POWER SUPPLIES 24Vdc**

NON DIMMERABILI / NON-DIMMABLE



	CODE	POWER	V in	V out	Ampere	L x P x H (mm)
Per strisce LED For LED strips	<b>GSTT30</b>	35W	185-264Vac	24Vdc	1,46 A	85x60x34
						
Per strisce LED For LED strips	<b>GSTT31</b>	60W	185-264Vac	24Vdc	2,50 A	111x78x36
						
Per strisce LED For LED strips	<b>GSTT32</b>	100W	185-264Vac	24Vdc	4,17 A	130x98x40
						
Per strisce LED For LED strips	<b>GSTT33</b>	150W	185-264Vac	24Vdc	6,25 A	160x98x40
						
Per strisce LED For LED strips	<b>GSTT34</b>	200W	185-264Vac	24Vdc	8,33 A	160x98x40
						
Per strisce LED For LED strips	<b>GSTT35</b>	250W	185-264Vac	24Vdc	10,42 A	160x98x40
						
Per strisce LED For LED strips	<b>GSTT36</b>	300W	185-264Vac	24Vdc	12,50 A	215x115x50
						
Dotato di ventola di raffreddamento Equipped with cooling fan						

## ALIMENTATORI / POWER SUPPLIES 24Vdc

NON DIMMERABILI / NON-DIMMABLE



IP20

	CODE	POWER	V in	V out	Ampere	L x P x H (mm)
Per strisce LED For LED strips	<b>GSTT37</b>	30W	220-240Vac	24Vdc	1,25 A	153x41x32
Per strisce LED For LED strips	<b>GSTT38</b>	60W	220-240Vac	24Vdc	2,50 A	180x52x30
Per strisce LED For LED strips	<b>GSTT39</b>	120W	220-240Vac	24Vdc	5 A	300x40x30
Per strisce LED For LED strips	<b>GSTT40</b>	50W	220-240Vac	24Vdc	2,1 A	184x61x32
Per strisce LED For LED strips	<b>GSTT41</b>	100W	220-240Vac	24Vdc	4,5 A	184x61x32
Per strisce LED For LED strips	<b>GSTT42</b>	150W	220-240Vac	24Vdc	6,25 A	210x67x34

**INDOOR**

LED PROFILES


ALIMENTATORI / POWER SUPPLIES

**ALIMENTATORI / POWER SUPPLIES**

NON DIMMERABILI / NON-DIMMABLE



IP67

		CODE	POWER	V in	V out	Ampere	L x P x H (mm)
Per strisce LED For LED strips		<b>GSST11</b>	50W	85-265Vac	24Vdc	2 A	178x45x33

Per strisce LED  
For LED strips



<b>GSST12</b>	80W	85-265Vac	24Vdc	3,3 A	175x68x45
---------------	-----	-----------	-------	-------	-----------

## ALIMENTATORI / POWER SUPPLIES

DIMMERABILI / DIMMABLE



IP20

	CODE	POWER	V in	V out	Ampere	L x P x H (mm)
Per strisce LED For LED strips 	<b>GSTT15</b>	75W	220-240Vac	24Vdc	3,12 A	293x43x30
 						
Per strisce LED For LED strips 	<b>GSTT16</b>	36W	220-240Vac	24Vdc	1,50 A	175x44x30
						
Per strisce LED For LED strips 	<b>GSTT18</b>	150W	220-240Vac	24Vdc	6,25 A	273x57x37
 						
Per strisce LED For LED strips 	<b>GSTT43</b>	75W	220-240Vac	24Vdc	3,12 A	293x43x30
						

**INDOOR**LED PROFILES  
CENTRALINA / CONTROL UNIT**CENTRALINA + TELECOMANDO PER STRISCE LED**

CONTROL UNIT + REMOTE CONTROL FOR LED STRIPS

**IP20**

	CODE	POWER	V in	V out	Ampere	L x P x H (mm)
Per strisce LED RGB For RGB LED strips > GST062R - GST063R  Telecomando ad infrarossi, no touch Remote controller infrared, no touch	<b>GSTTE2</b>	144W	24Vdc	24Vdc	6 A	63x35x22
Alimentatore non incluso - vedi pag. 298 - 301 / Power supply not included - see pages 298 - 301 Batterie per telecomandi non fornite / Batteries for remote controls not supplied						
Per strisce LED RGB For RGB LED strips > GST062R - GST063R  Telecomando ad onde radio, touch Radio remote controller, touch	<b>GSTTE4</b>	288W	24Vdc	24Vdc	12 A	89x70x28
Alimentatore non incluso - vedi pag. 298 - 301 / Power supply not included - see pages 298 - 301 Batterie per telecomandi non fornite / Batteries for remote controls not supplied						
Per strisce LED RGB + BIANCO For RGB LED strips + WHITE > GST061R  Telecomando ad onde radio, touch Radio remote controller, touch	<b>GSTTE6</b>	480W	24Vdc	24Vdc	20 A	175x30x44
Alimentatore non incluso - vedi pag. 298 - 301 / Power supply not included - see pages 298 - 301 Batterie per telecomando incluse / Batteries for remote controls included						
È possibile abbinare il GSTC18 per potenze superiori ai 480 W - MAX 9 GSTC18 (4800 W) The GSTC18 may be used for powers above 480 W - MAX 9 GSTC18 (4800 W)						
Per strisce LED MONOCOLORE For SINGLE COLOUR LED strips  Telecomando ad onde radio, touch Radio remote controller, touch	<b>GSTTE5</b>	216W	24Vdc	24Vdc	9 A	135x30x20
Alimentatore non incluso - vedi pag. 298 - 301 / Power supply not included - see pages 298 - 301 Batterie per telecomando incluse / Batteries for remote controls included						
È possibile abbinare il GSTC17 per potenze superiori ai 216 W - MAX 9 GSTC17 (2160 W) The GSTC17 may be used for powers above 216 W - MAX 9 GSTC17 (2160 W)						

**CENTRALINA AGGIUNTIVA PER STRISCE LED**

ADDITIONAL CONTROL UNIT FOR LED STRIPS

**IP20**

	CODE	POWER	V in	V out	Ampere	L x P x H (mm)
Per strisce LED MONOCOLORE For SINGLE COLOUR LED strips > GSTTE5	<b>GSTC17</b>	216W	24Vdc	24Vdc	9 A	135X30X20
MAX 9 apparecchi comandabili con GSTTE5 / MAX 9 devices controllable with a GSTTE5 Alimentatore e GSTTE5 non incluso / Power supply and GSTTE5 not included						
Per strisce LED RGB For RGB LED strips > GSTTE6	<b>GSTC18</b>	480W	24Vdc	24Vdc	20 A	175X30X44
MAX 9 apparecchi comandabili con GSTTE6 / MAX 9 devices controllable with a GSTTE6 Alimentatore e GSTTE6 / Power supply and GSTTE6 not included						



## AMPLIFICATORI DI SEGNALE / SIGNAL AMPLIFIER

IP20

	CODE	POWER	V in	V out	Ampere	L x P x H (mm)
<p>Per strisce LED MONOCOLORE For SINGLE COLOR LED strips</p> 	<b>GSTA01</b>	240W	24Vac	24Vdc	10 A	165x39x26
<p>Alimentatore non incluso - vedi pag. 298 - 301 Power supply not included - see pages 298 - 301</p>						
<p>Per strisce LED RGB For RGB LED strips</p> 	<b>GSTA02</b>	360W	24Vac	24Vdc	15 A	165x39x26
<p>Alimentatore non incluso - vedi pag. 298 - 301 Power supply not included - see pages 298 - 301</p>						
<p>Per strisce LED RGB + BIANCO For RGB + WHITE LED strips</p> 	<b>GSTA03</b>	480W	24Vac	24Vdc	20 A	168x51x22
<p>Alimentatore non incluso - vedi pag. 298 - 301 Power supply not included - see pages 298 - 301</p>						








**INDOOR**

LED PROFILES

ACCESSORI STRISCE LED / LED STRIPS ACCESSORIES

## ACCESSORI STRISCE LED / LED STRIPS ACCESSORIES

IP20

	CODE
<p>Connettore di giunzione per strip LED MONOCOLORE larghezza 10 mm</p> <p>Binding connector for SINGLE COLOUR LED strips width 10 mm</p> 	<p><b>GSTC05</b></p> <p>Confezione da 10 pezzi / Pack of 10 pieces</p>
<p>Singolo connettore con cavo 15 cm per strip LED MONOCOLORE larghezza 10 mm</p> <p>Single end connector with middle cable length 15 cm for SINGLE COLOUR LED strips width 10 mm</p> 	<p><b>GSTC07</b></p> <p>Confezione da 10 pezzi / Pack of 10 pieces</p>
<p>Doppio connettore con cavo 15 cm per strip LED MONOCOLORE larghezza 10 mm.</p> <p>Two ends connectors with middle cable length 15 cm for SINGLE COLOUR LED strips width 10 mm.</p> 	<p><b>GSTC09</b></p> <p>Confezione da 10 pezzi / Pack of 10 pieces</p>
<p>Connettore di giunzione per strip LED RGB larghezza 10 mm</p> <p>Binding connector for RGB LED strips width 10 mm</p> 	<p><b>GSTC06</b></p> <p>Confezione da 10 pezzi / Pack of 10 pieces</p>
<p>Singolo connettore con cavo 15 cm per strip LED RGB larghezza 10 mm</p> <p>Single end connector with middle cable length 15 cm for RGB LED strips width 10 mm</p> 	<p><b>GSTC08</b></p> <p>Confezione da 10 pezzi / Pack of 10 pieces</p>
<p>Doppio connettore con cavo 15 cm per strip LED RGB larghezza 10 mm.</p> <p>Two ends connectors with middle cable length 15 cm for RGB LED strips width 10 mm</p> 	<p><b>GSTC10</b></p> <p>Confezione da 10 pezzi / Pack of 10 pieces</p>
<p>Staffette di fissaggio per Strip IP20</p> <p>Fixing brackets for Strip IP20</p> 	<p><b>GSTP01</b></p>





■ PLAFONIERE E APPLIQUE CEILING AND WALL LIGHTS

# HENK R

## Applique.

Struttura in alluminio pressofuso.

Diffusore in vetro trasparente.

Alette interne regolabili per creare diversi effetti di luce.

Finitura in bianco opaco, nero opaco, grigio antracite, grigio alluminio o marrone. Modulo LED e trasformatore inclusi.

## Wall light.


Die-cast aluminium structure.











Transparent glass diffuser.

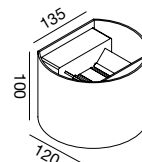
Internal adjustable wings to create different lighting effects.

Matt white, matt black, grey graphite, aluminium grey or brown finish.

LED module and transformer included.



LIGHT SOURCE		FINISHED	CODE	CCT	FLUX
LED 2 x 5W   220-240Vac CRI >80  Biemissione Double Emission   BEAM min 0° max 115°		Bianco opaco	<b>GES870C</b>	3000K	600lm
		Matt White	<b>GES870N</b>	4000K	650lm
		Grigio antracite	<b>GES871C</b>	3000K	475lm
		Grey graphite	<b>GES871N</b>	4000K	510lm
		Grigio alluminio	<b>GES872C</b>	3000K	510lm
		Aluminum Gray	<b>GES872N</b>	4000K	550lm
		Nero opaco	<b>GES873C</b>	3000K	355lm
		Matt Black	<b>GES873N</b>	4000K	450lm
		Marrone	<b>GES874C</b>	3000K	475lm
		Brown	<b>GES874N</b>	4000K	510lm





# HENK Q

Applique.

Struttura in alluminio pressofuso.

Diffusore in vetro trasparente.

Alette interne regolabili per creare diversi effetti di luce.

Finitura in bianco opaco, nero opaco, grigio antracite, grigio alluminio o marrone. Modulo LED e trasformatore inclusi.

Wall light.

Die-cast aluminium structure.







Transparent glass diffuser.

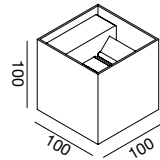
Internal adjustable wings to create different lighting effects.

Matt white, matt black, grey graphite, aluminium grey or brown finish.

LED module and transformer included.



LIGHT SOURCE	FINISHED	CODE	CCT	FLUX	
LED 2 x 5W   220-240Vac CRI >80  Biemissione Double Emission   BEAM min 0° max 115°		Bianco opaco	<b>GES860C</b>	3000K	590lm
		Matt White	<b>GES860N</b>	4000K	640lm
		Grigio antracite	<b>GES861C</b>	3000K	465lm
		Grey graphite	<b>GES861N</b>	4000K	500lm
		Grigio alluminio	<b>GES862C</b>	3000K	500lm
		Aluminum Gray	<b>GES862N</b>	4000K	540lm
		Nero opaco	<b>GES863C</b>	3000K	335lm
		Matt Black	<b>GES863N</b>	4000K	440lm
		Marrone	<b>GES864C</b>	3000K	475lm
		Brown	<b>GES864N</b>	4000K	500lm







# ZORA

Applique.

Struttura in alluminio pressofuso.

Alette interne regolabili per creare diversi effetti di luce.

Possibilità di scegliere la temperatura della luce (3000K, 4000K o 5500K) prima dell'installazione finale dell'applique.

Finitura in bianco, grigio antracite o marrone.

Diffusore in vetro trasparente.

Modulo LED incluso.

Wall light.

Die-cast aluminium structure.



Adjustable internal flaps to create different lighting effects.


Possibility to choose the light temperature (3000K, 4000K or 5500K) before the final installation of the sconce light.

White, grey graphite or brown finish.

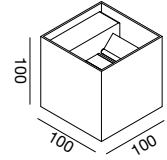
Clear glass diffuser.

LED module included.

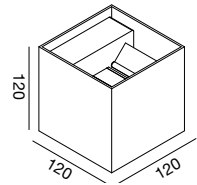




LIGHT SOURCE		FINISHED	CODE	CCT	FLUX
LED 2 x 5W   220-240Vac CRI >80		Bianco	<b>GES1020</b>	3000K	405lm
		White		4000K	450lm
				5500K	430lm
Biemissione Double Emission			<b>GES1021</b>	3000K	282lm
				4000K	330lm
				5500K	320lm
BEAM min 0° max 115°		Grigio antracite	<b>GES1022</b>	3000K	282lm
		Grey graphite		4000K	330lm
				5500K	320lm
		Marrone	<b>GES1022</b>	3000K	282lm
		Brown		4000K	330lm
				5500K	320lm



LIGHT SOURCE		FINISHED	CODE	CCT	FLUX
LED 2 x 10W   220-240Vac CRI >80		Bianco	<b>GES1023</b>	3000K	830lm
		White		4000K	1000lm
				5500K	950lm
Biemissione Double Emission			<b>GES1024</b>	3000K	570lm
				4000K	690lm
				5500K	670lm
BEAM min 0° max 115°		Grigio antracite	<b>GES1025</b>	3000K	570lm
		Grey graphite		4000K	690lm
				5500K	670lm
		Marrone	<b>GES1025</b>	3000K	570lm
		Brown		4000K	690lm
				5500K	670lm










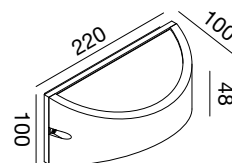
# LIEN

Applique.  
 Struttura in alluminio.  
 Finitura in bianco,  
 grigio antracite o marrone.  
 Diffusore in metacrilato.  
 Modulo LED incluso.

Wall light.  
 Aluminium structure.  
 White, grey graphite or brown finish.  
 PC diffuser.  
 LED module included.



LIGHT SOURCE		FINISHED	CODE	CCT	FLUX
LED 10W   220-240Vac CRI >80		Bianco White	<b>GES1030</b>	4000K	550lm
BEAM  161° Biemissione Double Emission		Grigio antracite Grey graphite	<b>GES1031</b>	4000K	410lm
		Marrone Brown	<b>GES1032</b>	4000K	410lm



# TAARHI 175

## Applique

Struttura in alluminio pressofuso.

Diffusore in vetro.

Finitura in bianco opaco,  
grigio antracite o marrone.

Modulo LED e trasformatore inclusi.

## Wall light.

Die-cast aluminium structure.

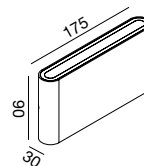
Glass diffuser.

Matt white, grey graphite or brown finish.

LED module and transformer included.




LIGHT SOURCE		FINISHED	CODE	CCT	FLUX
LED 2 x 6W   220-240Vac CRI >80		Bianco opaco	<b>GES880C</b>	3000K	650lm
		Matt White	<b>GES880N</b>	4000K	680lm
BEAM  133° Biemissione Double Emission		Grigio antracite	<b>GES881C</b>	3000K	550lm
		Grey graphite	<b>GES881N</b>	4000K	580lm
		Marrone	<b>GES882C</b>	3000K	550lm
		Brown	<b>GES882N</b>	4000K	580lm

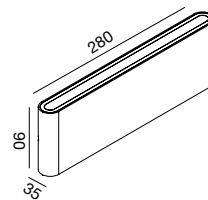




# TAARHI 280



LIGHT SOURCE	FINISHED	CODE	CCT	FLUX
LED 2 x 12W   220-240Vac CRI >80	Bianco opaco	<b>GES883C</b>	3000K	1310lm
	Matt White	<b>GES883N</b>	4000K	1450lm
BEAM  133° Biemissione Double Emission	 Grigio antracite Grey graphite	<b>GES884C</b>	3000K	1150lm
		<b>GES884N</b>	4000K	1270lm
	 Marrone Brown	<b>GES885C</b>	3000K	1150lm
		<b>GES885N</b>	4000K	1270lm



# NOX

## Applique.

Struttura in alluminio pressofuso.

Finitura in bianco,  
grigio antracite o ruggine.

Diffusore in policarbonato.

Modulo LED incluso.


## Spotlight.

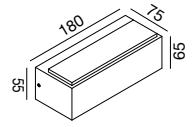

Die-cast aluminum structure.

White, grey graphite or rusty finish.

PC diffuser.

LED module included.



LIGHT SOURCE	FINISHED	CODE	CCT	FLUX
LED 10W   220-240Vac CRI >80  BEAM  120° Biemissione Double Emission	 Grigio antracite  Grey graphite	<b>GES960</b>	4000K	395lm
	 Bianco White	<b>GES961</b>	4000K	451lm
	 Ruggine Rusty	<b>GES962</b>	4000K	379lm
				
LED 20W   220-240Vac CRI >80  BEAM  120° Biemissione Double Emission	 Grigio antracite  Grey graphite	<b>GES963</b>	4000K	856lm
	 Bianco White	<b>GES964</b>	4000K	1105lm
	 Ruggine Rusty	<b>GES965</b>	4000K	824lm
				





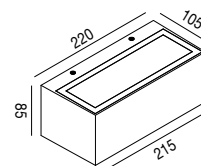
# RUHM

Applique.  
 Struttura in alluminio pressofuso.  
 Finitura in bianco,  
 grigio antracite o ruggine.  
 Diffusore in vetro trasparente.  
 Modulo LED incluso.

Spotlight.  
 Die-cast aluminum structure.  
 White, grey graphite or rusty finish.  
 Clear glass diffuser.  
 LED module included.



LIGHT SOURCE		FINISHED	CODE	CCT	FLUX
LED 15W   220-240Vac CRI >80  BEAM  Biemissione Double Emission	    	Grigio antracite  Grey graphite	<b>GES970</b>	4000K	600lm
		Bianco White	<b>GES971</b>	4000K	755lm
		Ruggine Rusty	<b>GES972</b>	4000K	602lm



**OUTDOOR**

PLAFONIERE - APPLIQUE / CEILING - WALL LIGHTS

# HARU

Applique.

Struttura in alluminio.

Finitura in bianco o grigio antracite.

Diffusore in policarbonato opale.

Modulo LED e trasformatore inclusi.


Wall light.

Aluminium structure.

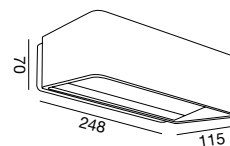
White or grey graphite finish.

Opal polycarbonate diffuser.

LED module and transformer included.



LIGHT SOURCE	FINISHED	CODE	CCT	FLUX
LED 13W   220-240Vac CRI >80	Bianco	<b>GES760</b>	4000K	1300lm
	White			
BEAM Biemissione Double Emission	Grigio antracite	<b>GES761</b>	4000K	1300lm
	Gray graphite			





# IRIS

Applique.

Struttura in alluminio.

Finitura in bianco o grigio antracite.

Diffusore in policarbonato opale.

Modulo LED e trasformatore inclusi.

Wall light.





Aluminium structure.

White or grey graphite finish.

Opal polycarbonate diffuser.

LED module and transformer included.



LIGHT SOURCE		FINISHED	CODE	CCT	FLUX	
LED 10W   220-240Vac CRI >80		Bianco	<b>GES750</b>	4000K	1000lm	
		White				
BEAM						
		Grigio antracite	<b>GES751</b>	4000K	1000lm	
		Gray graphite				










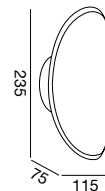
# RHEA

Applique.  
 Struttura in alluminio.  
 Finitura in grigio metallizzato  
 o grigio antracite.  
 Diffusore in policarbonato opale.  
 Modulo LED e trasformatore inclusi.

Wall light.  
 Aluminium structure.  
 Metallic grey or grey graphite finish.  
 Opal polycarbonate diffuser.  
 LED module and transformer included.



LIGHT SOURCE		FINISHED	CODE	CCT	FLUX
LED 13W   220-240Vac CRI >80  BEAM  119°		Grigio antracite  Gray graphite	<b>GES120</b>	4000K	1200lm
		Grigio metallizzato  Metallic Gray	<b>GES121</b>	4000K	1200lm



# NUT

Applique.

Struttura in materiale plastico.

Finitura in bianco opaco

o grigio antracite.

Diffusore in metacrilato.

Modulo LED e trasformatore inclusi.

Wall light.


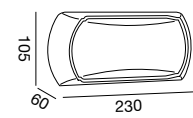


Plastic material structure.

Matt white or grey graphite finish.

Methacrylate diffuser.

LED module and transformer included.



LIGHT SOURCE		FINISHED	CODE	CCT	FLUX	
LED 12W   220-240Vac CRI >80		Bianco White	<b>GPL250</b>	4000K	850lm	
BEAM  120°		Grigio antracite Gray graphite	<b>GPL251</b>	4000K	850lm	



# SURYA

Applique.

Struttura in materiale plastico.

Finitura in bianco opaco

o grigio antracite.

Diffusore in metacrilato.

Modulo LED e trasformatore inclusi.

Wall light.

Plastic material structure.

Matt white or grey graphite finish.

Methacrylate diffuser.

LED module and transformer included.



LIGHT SOURCE		FINISHED	CODE	CCT	FLUX	
LED 12W   220-240Vac CRI >80		Bianco opaco	<b>GPL252</b>	4000K	1050lm	
		Matt White				
BEAM  120°		Grigio antracite	<b>GPL253</b>	4000K	1050lm	
		Gray graphite				







# SIRE

Applique.  
 Struttura in alluminio.  
 Finitura in bianco o grigio antracite.  
 Diffusore in vetro trasparente.  
 Modulo LED e trasformatore inclusi.  
 Lampada coordinata a pag. 418.

Wall light.  
 Aluminium structure.  
 White or grey graphite finish.  
 Transparent glass diffuser.  
 LED module and transformer included.  
 Coordinated lamp page 418.



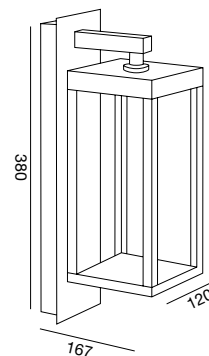
LIGHT SOURCE

LED  
 13W | 220-240Vac  
 CRI >80

BEAM



FINISHED	CODE	CCT	FLUX
Bianco	<b>GES770</b>	4000K	650lm
White			
Grigio antracite	<b>GES771</b>	4000K	650lm
Gray graphite			



# KARI R

Applique.

Struttura in alluminio pressofuso.

Finitura in bianco,  
grigio antracite o ruggine.

Diffusore in vetro trasparente.

Modulo LED incluso.


Wall light.

Die-cast aluminium structure.

White, grey graphite or corten finish.

Clear glass diffuser.

LED module included.



## LIGHT SOURCE

LED

2 x 10W | 220-240Vac  
CRI >80

## BEAM



Biemissione  
Double Emission



## FINISHED

Grigio  
antracite

Grey  
graphite

Bianco

White

Ruggine

Rusty

## CODE

**GES990**

**GES991**

**GES992**

## CCT

4000K

4000K

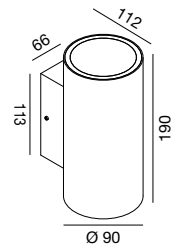
4000K

## FLUX


2062lm

2096lm

2054lm








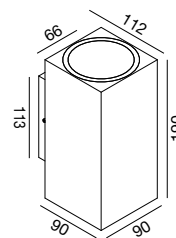
# KARI Q

Applique.  
 Struttura in alluminio pressofuso.  
 Finitura in bianco,  
 grigio antracite o ruggine.  
 Diffusore in vetro trasparente.  
 Modulo LED incluso.

Wall light.  
 Die-cast aluminium structure.  
 White, grey graphite or corten finish.  
 Clear glass diffuser.  
 LED module included.



LIGHT SOURCE	FINISHED	CODE	CCT	FLUX
LED 2 x 10W   220-240Vac CRI >80  BEAM  120° Biemissione Double Emission	Grigio antracite  Grey graphite	<b>GES993</b>	4000K	2062lm
	Bianco  White	<b>GES994</b>	4000K	2096lm
	Ruggine Rusty	<b>GES995</b>	4000K	2054lm



# VEJO M

Applique.

Struttura in alluminio pressofuso.

Diffusore in vetro.

Finitura in bianco opaco,  
grigio antracite o ruggine.

Wall lights.

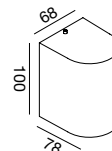
Die-cast aluminium structure.

Glass diffuser.

Matt white, grey graphite  
or rust finish.



LIGHT SOURCE	FINISHED	CODE	BULBS
GU10 max 1 x 35W 220-240Vac Lampadine non incluse Bulbs not included.	Bianco opaco Matt White	<b>GES900</b>	1 x GU10
Monoemissione Single Emission	Grigio antracite Grey graphite	<b>GES901</b>	1 x GU10
	Ruggine Rusty	<b>GES902</b>	1 x GU10



## LAMPADINE UTILIZZABILI AVAILABLE BULBS

Vedi pagina / see page  
479

GU10	BEAM	CODE	POWER	CCT	FLUX	CRI
		GLA241C	5W	3000K	420lm	>80
		GLA241N	5W	4000K	430lm	>80
		GLA243C	7W	3000K	590lm	>80
		GLA243N	7W	4000K	610lm	>80








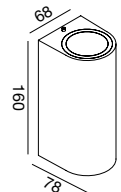
# VEJO B

Applique.  
Struttura in alluminio pressofuso.  
Diffusore in vetro.  
Finitura in bianco opaco,  
grigio antracite o ruggine.

Wall lights.  
Die-cast aluminium structure.  
Glass diffuser.  
Matt white, grey graphite  
or rust finish.





LIGHT SOURCE	FINISHED	CODE	BULBS
GU10 max 2 x 35W 220-240Vac  Lampadine non incluse Bulbs not included  Biemissione Double Emission  	 Bianco opaco Matt White	<b>GES903</b>	2 x GU10
	 Grigio antracite Gray graphite	<b>GES904</b>	2 x GU10
	 Ruggine Rusty	<b>GES905</b>	2 x GU10



LAMPADINE UTILIZZABILI  
AVAILABLE BULBS

Vedi pagina / see page  
479

GU10	BEAM	CODE	POWER	CCT	FLUX	CRI
		GLA241C	5W	3000K	420lm	>80
		GLA241N	5W	4000K	430lm	>80
		GLA243C	7W	3000K	590lm	>80
		GLA243N	7W	4000K	610lm	>80

## SHIN M

Applique.

Struttura in alluminio pressofuso.

Diffusore in vetro.

Finitura in bianco opaco,  
grigio antracite o ruggine.

Wall lights.

Die-cast aluminium structure.

Glass diffuser.



Matt white, grey graphite  
or rust finish.



LIGHT SOURCE		FINISHED	CODE	BULBS	
GU10 max 1 x 35W 220-240Vac  Lampadine non incluse Bulbs not included.		Bianco opaco Matt White	<b>GES910</b>	1 x GU10	
Monoemissione Single Emission		Grigio antracite Gray graphite	<b>GES911</b>	1 x GU10	
		Ruggine Rusty	<b>GES912</b>	1 x GU10	

LAMPADINE UTILIZZABILI  
AVAILABLE BULBS

Vedi pagina / see page  
479

GU10	BEAM	CODE	POWER	CCT	FLUX	CRI
		GLA241C	5W	3000K	420lm	>80
		GLA241N	5W	4000K	430lm	>80
		GLA243C	7W	3000K	590lm	>80
		GLA243N	7W	4000K	610lm	>80

# SHIN B

Applique.  
Struttura in alluminio pressofuso.  
Diffusore in vetro.  
Finitura in bianco opaco,  
grigio antracite o ruggine.

Wall lights.  
Die-cast aluminium structure.  
Glass diffuser.  
Matt white, grey graphite  
or rust finish.



LIGHT SOURCE	FINISHED	CODE	BULBS
--------------	----------	------	-------

GU10  
max 2 x 35W  
220-240Vac

Lampadine non incluse  
Bulbs not included

Biemissione  
Double Emission



Bianco opaco  
Matt White

**GES913** 2 x GU10



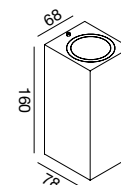
Grigio antracite  
Gray graphite

**GES914** 2 x GU10





Ruggine  
Rusty

**GES915** 2 x GU10



## LAMPADINE UTILIZZABILI AVAILABLE BULBS

Vedi pagina / see page  
479

GU10	BEAM	CODE	POWER	CCT	FLUX	CRI
		GLA241C	5W	3000K	420lm	>80
		GLA241N	5W	4000K	430lm	>80
		GLA243C	7W	3000K	590lm	>80
		GLA243N	7W	4000K	610lm	>80

## LILY M

Applique.

Struttura in alluminio.

Finitura in bianco, grigio antracite, grigio alluminio o marrone.

Diffusore in vetro temperato satinato.





Wall light.

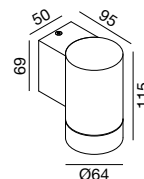
Aluminium structure.

White, grey graphite, aluminium grey or brown finish.





Frost tempered glass diffuser.



LIGHT SOURCE	FINISHED	CODE	BULBS
GU10 max 1 x 35W 220-240Vac  Lampadine non incluse Bulbs not included.  Monoemissione Single Emission	 Bianco White	<b>GES1060</b>	1 x GU10
	 Grigio antracite Grey graphite	<b>GES1061</b>	1 x GU10
	 Grigio alluminio Aluminium Grey	<b>GES1062</b>	1 x GU10
	 Marrone Brown	<b>GES1063</b>	1 x GU10

LAMPADINE UTILIZZABILI  
AVAILABLE BULBS

Vedi pagina / see page  
479

GU10	BEAM	CODE	POWER	CCT	FLUX	CRI
		GLA241C	5W	3000K	420lm	>80
		GLA241N	5W	4000K	430lm	>80
		GLA243C	7W	3000K	590lm	>80
		GLA243N	7W	4000K	610lm	>80
		GLA242C	5W	3000K	410lm	>80
		GLA242N	5W	4000K	420lm	>80
		GLA244C	7W	3000K	550lm	>80
		GLA244N	7W	4000K	560lm	>80

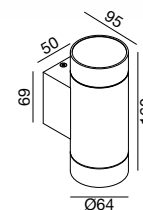
# LILY B

Applique.  
Struttura in alluminio.  
Finitura in bianco, grigio antracite, grigio alluminio o marrone.  
Diffusore in vetro temperato satinato.

Wall light.  
Aluminium structure.  
White, grey graphite, aluminium grey or brown finish.  
Frost tempered glass diffuser.



LIGHT SOURCE	FINISHED	CODE	BULBS
GU10 max 2 x 35W 220-240Vac  Lampadine non incluse Bulbs not included  Biemissione Double Emission 	Bianco White	<b>GES1064</b>	2 x GU10
	Grigio antracite Gray graphite	<b>GES1065</b>	2x GU10
	Grigio alluminio Aluminium Grey	<b>GES1066</b>	2 x GU10
	Marrone Brown	<b>GES1067</b>	2 x GU10



LAMPADINE UTILIZZABILI  
AVAILABLE BULBS

Vedi pagina / see page  
479

GU10	BEAM	CODE	POWER	CCT	FLUX	CRI
		GLA241C	5W	3000K	420lm	>80
		GLA241N	5W	4000K	430lm	>80
		GLA243C	7W	3000K	590lm	>80
		GLA243N	7W	4000K	610lm	>80
		GLA242C	5W	3000K	410lm	>80
		GLA242N	5W	4000K	420lm	>80
		GLA244C	7W	3000K	550lm	>80
		GLA244N	7W	4000K	560lm	>80

# APO

Applique.

Struttura in alluminio.

Finitura in bianco, grigio alluminio,  
grigio antracite o marrone.

Diffusore in vetro trasparente.



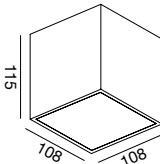



Wall light.

Aluminium structure.

White, grey aluminium,  
grey graphite or brown finish.





Clear glass diffuser.



LIGHT SOURCE		FINISHED	CODE	BULBS	
GX53 max 2 x 9W 220-240Vac  Lampadine non incluse Bulbs not included  Biemissione Double Emission 		Grigio antracite  Gray graphite	<b>GES170</b>	2 x GX53	
		Grigio alluminio  Aluminium Grey	<b>GES171</b>	2 x GX53	
		Marrone  Brown	<b>GES172</b>	2 x GX53	
		Bianco  White	<b>GES173</b>	2 x GX53	

## LAMPADINE UTILIZZABILI AVAILABLE BULBS

Vedi pagina / see page  
478

GX53	BEAM	CODE	POWER	CCT	FLUX	CRI
		GLA091C GLA091N	8W 8W	3000K 4100K	750lm 760lm	>80 >80
		GLA310C GLA310N	9W 9W	3000K 4000K	850lm 880lm	>80 >80







# LAN

Applique.  
 Struttura in alluminio.  
 Finitura in bianco,  
 grigio antracite o marrone.  
 Diffusore in metacrilato.

Wall light.  
 Aluminium structure.  
 White, grey graphite or brown finish.  
 PC diffuser.



LIGHT SOURCE		FINISHED	CODE	BULBS	
E27 max 1 x 18W 220-240Vac  Lampadine non incluse Bulbs not included.  Biemissione Double Emission  		Bianco White	<b>GES1050</b>	1 x E27	
		Grigio antracite Grey graphite	<b>GES1051</b>	1 x E27	
		Marrone Brown	<b>GES1052</b>	1 x E27	

LAMPADINE UTILIZZABILI  
 AVAILABLE BULBS


Vedi pagina / see page  
 477




E27	BEAM	CODE	POWER	CCT	FLUX	CRI
		GLA230C	10W	3000K	855lm	>80
		GLA230N	10W	4000K	880lm	>80
		GLA230	10W	6500K	910lm	>80

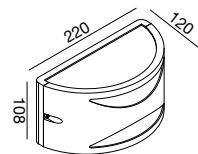
# NAMI

Applique.  
Struttura in alluminio.  
Finitura in bianco,  
grigio antracite o marrone.  
Diffusore in metacrilato.

Wall light.  
Aluminium structure.  
White, grey graphite or brown finish.  
PC diffuser.






LIGHT SOURCE	FINISHED	CODE	BULBS
E27 max 1 x 18W 220-240Vac Lampadine non incluse Bulbs not included. Biemissione Double Emission	 Bianco White	<b>GES1040</b>	1 x E27
 Grigio antracite Grey graphite	<b>GES1041</b>	1 x E27	
 Marrone Brown	<b>GES1042</b>	1 x E27	



## LAMPADINE UTILIZZABILI AVAILABLE BULBS

Vedi pagina / see page  
477

E27	BEAM	CODE	POWER	CCT	FLUX	CRI
		GLA230C	10W	3000K	855lm	>80
		GLA230N	10W	4000K	880lm	>80
		GLA230	10W	6500K	910lm	>80



## GRETA

Applique.

Struttura in alluminio.

Finitura in bianco, grigio alluminio, grigio antracite o marrone.

Diffusore in metacrilato lucido.


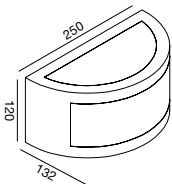




Wall light.

Aluminium structure.

White, grey aluminium, grey graphite or brown finish.



Polished PC diffuser.



LIGHT SOURCE		FINISHED	CODE	BULBS	
E27 max 1 x 18W 220-240Vac Lampadine non incluse Bulbs not included.		Grigio alluminio Aluminium Grey	<b>GES140</b>	1 X E27	
Biemissione Double Emission 		Grigio antracite Gray graphite	<b>GES141</b>	1 X E27	
		Marrone Brown	<b>GES142</b>	1 X E27	
		Bianco White	<b>GES143</b>	1 X E27	

LAMPADINE UTILIZZABILI  
AVAILABLE BULBS

Vedi pagina / see page  
477

E27	BEAM	CODE	POWER	CCT	FLUX	CRI
		GLA230C	10W	3000K	855lm	>80
		GLA230N	10W	4000K	880lm	>80
		GLA230	10W	6500K	910lm	>80





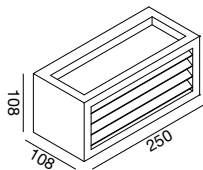





# GARO

Applique.  
 Struttura in alluminio.  
 Finitura in bianco, grigio alluminio, grigio antracite o marrone.  
 Diffusore in metacrilato satinato.



Wall light.  
 Aluminium structure.  
 White, grey aluminium, grey graphite or brown finish.  
 Opal PC diffuser.



LIGHT SOURCE		FINISHED	CODE	BULBS	
E27 max 1 x 18W 220-240Vac Lampadine non incluse Bulbs not included. Biemissione Double Emission 		Grigio antracite Gray graphite	<b>GES310</b>	1 X E27	
		Grigio alluminio Aluminium Grey	<b>GES311</b>	1 X E27	
		Marrone Brown	<b>GES312</b>	1 X E27	
		Bianco White	<b>GES313</b>	1 X E27	

LAMPADINE UTILIZZABILI  
 AVAILABLE BULBS

Vedi pagina / see page  
 477

E27	BEAM	CODE	POWER	CCT	FLUX	CRI
		GLA230C	10W	3000K	855lm	>80
		GLA230N	10W	4000K	880lm	>80
		GLA230	10W	6500K	910lm	>80

## OUTDOOR

PLAFONIERE - APPLIQUE / CEILING - WALL LIGHTS

## STELE UP

Applique.

Struttura in alluminio.

Finitura in bianco,  
grigio metallizzato o grigio antracite.

Diffusore in policarbonato opale.

Paletto coordinato a pag. 400.

Wall light.

Aluminium structure.

White, metallic grey or  
grey graphite finish.

Opal polycarbonate diffuser.

Coordinated bollard page 400.



LIGHT SOURCE	FINISHED	CODE	BULBS	
E27 max 1 x 18W 220-240Vac  Lampadine non incluse Bulbs not included.	Bianco	<b>GES713</b>	1 x E27	
	White			
	Grigio metallizzato	<b>GES723</b>	1 x E27	
	Metallic Grey			
	Grigio antracite	<b>GES733</b>	1 x E27	
	Gray graphite			

LAMPADINE UTILIZZABILI  
AVAILABLE BULBSVedi pagina / see page  
477

E27	BEAM	CODE	POWER	CCT	FLUX	CRI
		GLA230C	10W	3000K	855lm	>80
		GLA230N	10W	4000K	880lm	>80
		GLA230	10W	6500K	910lm	>80





# JANET UP

Applique.

Struttura in alluminio.

Finitura in grigio metallizzato

o grigio antracite.

Diffusore in policarbonato opale.

Paletto coordinato a pag. 404.

Wall light.

Stainless steel structure.

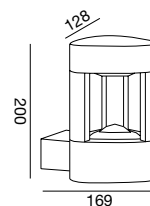
Metallic grey or grey graphite finish.

Opal polycarbonate diffuser.

Coordinated bollard page 404.



LIGHT SOURCE	FINISHED	CODE	BULBS
GX53 max 1 x 11W 220-240Vac  Lampadine non incluse Bulbs not included.	Grigio metallizzato	<b>GES482</b>	1 x GX53
	Metallic Grey		
	Grigio antracite	<b>GES492</b>	1 x GX53
	Gray graphite		



## LAMPADINE UTILIZZABILI AVAILABLE BULBS

Vedi pagina / see page  
478

GX53	BEAM	CODE	POWER	CCT	FLUX	CRI
		GLA091C	8W	3000K	750lm	>80
		GLA091N	8W	4100K	760lm	>80
		GLA310C	9W	3000K	850lm	>80
		GLA310N	9W	4000K	880lm	>80





# NORA UP

Applique.  
 Struttura in alluminio.  
 Finitura in grigio alluminio  
 o grigio antracite.  
 Diffusore in metacrilato  
 bianco latte lucido.  
 Paletto coordinato a pag. 408.

Wall light.  
 Aluminium structure.  
 Finish in grey aluminium  
 or grey graphite.  
 Polished white milk PC diffuser.  
 Coordinated bollard page 408.



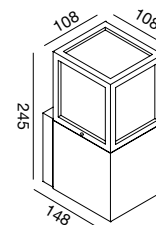
LIGHT SOURCE	FINISHED	CODE	BULBS
--------------	----------	------	-------

E27  
 max 1 x 20W  
 220-240Vac  
 Lampadine non incluse  
 Bulbs not included.



Grigio  
 antracite  
 Gray  
 graphite

**GES330** 1 x E27



Grigio  
 alluminio  
 Alluminium  
 Grey

**GES340** 1 x E27

LAMPADINE UTILIZZABILI  
 AVAILABLE BULBS

Vedi pagina / see page  
 477




E27	BEAM	CODE	POWER	CCT	FLUX	CRI
		GLA230C	10W	3000K	855lm	>80
		GLA230N	10W	4000K	880lm	>80
		GLA230	10W	6500K	910lm	>80

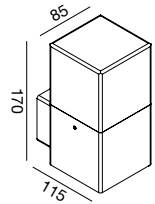
# ADITI UP

Applique.  
Struttura in alluminio.  
Finitura in bianco,  
grigio antracite o ruggine.  
Diffusore in metacrilato opale.  
Paletto coordinato a pag. 410.

Wall light.  
Aluminium structure.  
White, grey graphite  
or rusty finish.  
Opal PMMA diffusor.  
Coordinated bollard page 410.





LIGHT SOURCE	FINISHED	CODE	BULBS
E27 max 1 x 13W 220-240Vac  Lampadine non incluse Bulbs not included.	 Bianco White	<b>GES400</b>	1 x E27
	 Grigio antracite Gray graphite	<b>GES410</b>	1 x E27
	 Ruggine Rusty	<b>GES420</b>	1 x E27



## LAMPADINE UTILIZZABILI AVAILABLE BULBS

Vedi pagina / see page  
477

E27	BEAM	CODE	POWER	CCT	FLUX	CRI
	 240°	<b>GLA230C</b>	10W	3000K	855lm	>80
		<b>GLA230N</b>	10W	4000K	880lm	>80
		<b>GLA230</b>	10W	6500K	910lm	>80

uxo



# AMON RM

Applique.

Struttura in alluminio pressofuso.

Finitura in bianco,  
grigio antracite o ruggine.

Diffusore in vetro trasparente.

Plafone coordinato a pag. 380.

Wall light.


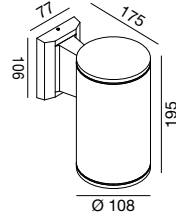


Die-cast aluminium structure.

White, grey graphite or rusty finish.

Clear glass diffuser.



Coordinated ceiling lamp page 380.



LIGHT SOURCE		FINISHED	CODE	BULBS	
E27 max 1 x 60W 220-240Vac  Lampadine non incluse Bulbs not included.  Monoemissione Single Emission		Grigio antracite  Grey graphite	<b>GES1003</b>	1 x E27	
		Bianco White	<b>GES1004</b>	1 x E27	
		Ruggine Rusty	<b>GES1005</b>	1 x E27	

## LAMPADINE UTILIZZABILI AVAILABLE BULBS

Vedi pagina / see page  
477

E27	BEAM	CODE	POWER	CCT	FLUX	CRI
		GLA230C	10W	3000K	855lm	>80
		GLA230N	10W	4000K	880lm	>80
		GLA230	10W	6500K	910lm	>80



# AMON RB

Applique.  
 Struttura in alluminio pressofuso.  
 Finitura in bianco,  
 grigio antracite o ruggine.  
 Diffusore in vetro trasparente.  
 Plafone coordinato a pag. 380.

Wall light.  
 Die-cast aluminium structure.  
 White, grey graphite or rusty finish.  
 Clear glass diffuser.  
 Coordinated ceiling lamp page 380.



## LIGHT SOURCE

E27  
 max 2 x 60W  
 220-240Vac  
 Lampadine non incluse  
 Bulbs not included.

Biemissione  
 Double Emission



## FINISHED

Grigio  
 antracite  
 Grey  
 graphite

## CODE

**GES1006**

## BULBS

2 x E27

Bianco  
 White

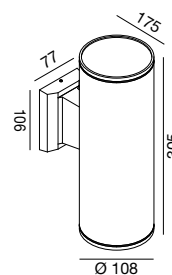
**GES1007**

2 x E27

Ruggine  
 Rusty

**GES1008**

2 x E27



## LAMPADINE UTILIZZABILI AVAILABLE BULBS

Vedi pagina / see page  
 477

## E27



## BEAM



## CODE

GLA230C  
 GLA230N  
 GLA230

## POWER

10W  
 10W  
 10W

## CCT

3000K  
 4000K  
 6500K

## FLUX

855lm  
 880lm  
 910lm

## CRI

>80  
 >80  
 >80

# AMON QM

Applique.

Struttura in alluminio pressofuso.

Finitura in bianco,  
grigio antracite o ruggine.

Diffusore in vetro trasparente.

Plafone coordinato a pag. 381.


Wall light.




Die-cast aluminium structure.

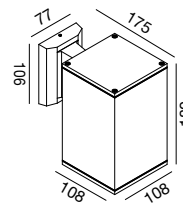
White, grey graphite or rusty finish.

Clear glass diffuser.

Coordinated ceiling lamp page 381.





LIGHT SOURCE	FINISHED	CODE	BULBS
E27 max 1 x 60W 220-240Vac  Lampadine non incluse Bulbs not included.  Monoemissione Single Emission	 Grigio antracite  Grey graphite	<b>GES1013</b>	1 x E27
	 Bianco  White	<b>GES1014</b>	1 x E27
	 Ruggine Rusty	<b>GES1015</b>	1 x E27



## LAMPADINE UTILIZZABILI AVAILABLE BULBS

Vedi pagina / see page  
477

E27	BEAM	CODE	POWER	CCT	FLUX	CRI
	 240°	<b>GLA230C</b>	10W	3000K	855lm	>80
		<b>GLA230N</b>	10W	4000K	880lm	>80
		<b>GLA230</b>	10W	6500K	910lm	>80

# AMON QB

Applique.  
 Struttura in alluminio pressofuso.  
 Finitura in bianco,  
 grigio antracite o ruggine.  
 Diffusore in vetro trasparente.  
 Plafone coordinato a pag. 381.

Wall light.  
 Die-cast aluminium structure.  
 White, grey graphite or rusty finish.  
 Clear glass diffuser.  
 Coordinated ceiling lamp page 381.



1500 0,006

## LIGHT SOURCE

E27  
 max 2 x 60W  
 220-240Vac  
 Lampadine non incluse  
 Bulbs not included.

Biemissione  
 Double Emission



## FINISHED

Grigio  
 antracite  
 Grey  
 graphite

Bianco  
 White

Ruggine  
 Rusty

## CODE

**GES1016**

**GES1017**

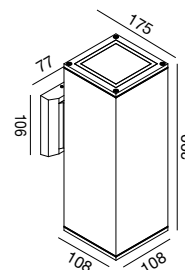
**GES1018**

## BULBS

2 x E27

2 x E27

2 x E27



## LAMPADINE UTILIZZABILI AVAILABLE BULBS

Vedi pagina / see page  
 477

### E27



### BEAM



### CODE

GLA230C  
 GLA230N  
 GLA230

### POWER

10W  
 10W  
 10W

### CCT

3000K  
 4000K  
 6500K

### FLUX

855lm  
 880lm  
 910lm

### CRI

>80  
 >80  
 >80






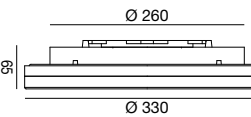
# ALBA R

Plafoniera rotonda.  
Struttura in materiale plastico.  
Finitura in bianco opaco.  
Diffusore in metacrilato.  
Modulo LED incluso.  
Garanzia 3 anni.

Round ceiling light.  
Plastic body.  
Matt white finish.  
Methacrylate diffuser.  
LED module included.  
3 years warranty.



LIGHT SOURCE	FINISHED	CODE	BULBS	FLUX
LED 18W   170-265Vac CRI >80	Bianco opaco Matt White	<b>GES830</b>	4000K	1620lm
BEAM 120°				

LED 30W   170-265Vac CRI >80	Bianco opaco Matt White	<b>GES831</b>	4000K	2700lm
BEAM 120°				

# ALBA Q

Plafoniera quadrata.  
 Struttura in materiale plastico.  
 Finitura in bianco opaco.  
 Diffusore in metacrilato.  
 Modulo LED incluso.  
 Garanzia 3 anni.

Square ceiling lamp.  
 Plastic body.  
 Matt white finish.  
 Methacrylate diffuser.  
 LED module included.  
 3 years warranty.



LIGHT SOURCE	FINISHED	CODE	BULBS	FLUX
LED 18W   170-265Vac CRI >80	Bianco opaco Matt White	<b>GES832</b>	4000K	1620lm



BEAM  
  
 120°



225x225  
280

LED 30W   170-265Vac CRI >80	Bianco opaco Matt White	<b>GES833</b>	4000K	2700lm
------------------------------------	----------------------------	---------------	-------	--------



BEAM  
  
 120°



260x260  
330



*Faint, illegible text or markings on the surface below the glowing object.*



# SIDHE

Plafoniera quadrata.  
 Struttura in materiale plastico.  
 Finitura in nero o grigio.  
 Diffusore in metacrilato.  
 Modulo LED incluso.  
 Garanzia 3 anni.

Square ceiling light.  
 Plastic body.  
 Black or grey finish.  
 Methacrylate diffuser.  
 LED module included.  
 3 years warranty.



LIGHT SOURCE		FINISHED	CODE	CCT	FLUX	
LED 18W   170-265Vac CRI >80		Nero	<b>GES920</b>	4000K	1620lm	
		Black				
BEAM  120°		Grigio	<b>GES921</b>	4000K	1620lm	
		Grey				

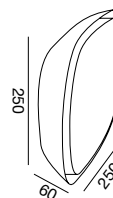
# ASMAN

Plafoniera.  
Struttura in alluminio.  
Finitura in grigio metallizzato  
o grigio antracite.  
Diffusore in policarbonato opale.  
Modulo LED e trasformatore inclusi.

Ceiling lamp.  
Aluminium structure.  
Metallic grey or grey graphite finish.  
Opal polycarbonate diffuser.  
LED module and transformer included.



LIGHT SOURCE		FINISHED	CODE	CCT	FLUX
LED 20W   220-240Vac CRI >80		Grigio antracite	<b>GES090</b>	4000K	2000lm
		Gray graphite			
BEAM  105°					
		Grigio metallizzato	<b>GES091</b>	4000K	2000lm
		Metallic Gray			





# SULIS R

Plafone.

Struttura in alluminio pressofuso.

Finitura in bianco,  
grigio antracite o marrone.

Diffusore in vetro temperato satinato.


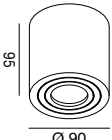


Ceiling light.

Die-cast aluminium structure.

White, grey graphite or brown finish.





Frost tempered glass diffuser.



LIGHT SOURCE		FINISHED	CODE	BULBS	
GU10 max 1 x 35W 220-240Vac  Lampadine non incluse Bulbs not included.		Bianco  White	<b>GES1073</b>	1 x GU10	
		Grigio antracite  Grey graphite	<b>GES1074</b>	1 x GU10	
		Marrone  Brown	<b>GES1075</b>	1 x GU10	

## LAMPADINE UTILIZZABILI AVAILABLE BULBS

Vedi pagina / see page  
479

GU10	BEAM	CODE	POWER	CCT	FLUX	CRI
		GLA241C	5W	3000K	420lm	>80
		GLA241N	5W	4000K	430lm	>80
		GLA243C	7W	3000K	590lm	>80
		GLA243N	7W	4000K	610lm	>80
		GLA242C	5W	3000K	410lm	>80
		GLA242N	5W	4000K	420lm	>80
		GLA244C	7W	3000K	550lm	>80
		GLA244N	7W	4000K	560lm	>80

# SULIS Q

Plafone.  
 Struttura in alluminio pressofuso.  
 Finitura in bianco,  
 grigio antracite o marrone.  
 Diffusore in vetro temperato satinato.







Ceiling light.  
 Die-cast aluminium structure.  
 White, grey graphite or brown finish.  
 Frost tempered glass diffuser.



LIGHT SOURCE		FINISHED	CODE	BULBS	
GU10 max 1 x 35W 220-240Vac  Lampadine non incluse Bulbs not included.		Bianco White	<b>GES1070</b>	1 x GU10	
		Grigio antracite Gray graphite	<b>GES1071</b>	1 x GU10	
		Marrone Brown	<b>GES1072</b>	1 x GU10	

LAMPADINE UTILIZZABILI  
 AVAILABLE BULBS

Vedi pagina / see page  
 479

GU10	BEAM	CODE	POWER	CCT	FLUX	CRI
		GLA241C	5W	3000K	420lm	>80
		GLA241N	5W	4000K	430lm	>80
		GLA243C	7W	3000K	590lm	>80
		GLA243N	7W	4000K	610lm	>80
		GLA242C	5W	3000K	410lm	>80
		GLA242N	5W	4000K	420lm	>80
		GLA244C	7W	3000K	550lm	>80
		GLA244N	7W	4000K	560lm	>80

# AMON R

Plafone.

Struttura in alluminio pressofuso.

Finitura in bianco,  
grigio antracite o ruggine.

Diffusore in vetro trasparente.

Applique coordinato a pag. 366 - 367.

Ceiling light.


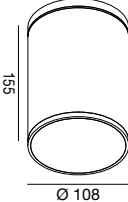


Die-cast aluminium structure.

White, grey graphite or rusty finish.

Clear glass diffuser.



Coordinated wall light page 366 - 367.



LIGHT SOURCE		FINISHED	CODE	BULBS	
E27 max 1x 60W 220-240Vac  Lampadine non incluse Bulbs not included.		Grigio antracite	<b>GES1000</b>	1 x E27	
		Grey graphite			
		Bianco White	<b>GES1001</b>	1 x E27	
		Ruggine Rusty	<b>GES1002</b>	1 x E27	

## LAMPADINE UTILIZZABILI AVAILABLE BULBS

Vedi pagina / see page  
477

E27	BEAM	CODE	POWER	CCT	FLUX	CRI
		GLA230C	10W	3000K	855lm	>80
		GLA230N	10W	4000K	880lm	>80
		GLA230	10W	6500K	910lm	>80

# AMON Q

Plafone.

Struttura in alluminio pressofuso.

Finitura in bianco,

grigio antracite o ruggine.

Diffusore in vetro trasparente.

Applique coordinato a pag. 368 - 369.

Ceiling light.

Die-cast aluminium structure.


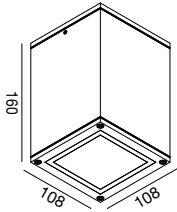


White, grey graphite or rusty finish.

Clear glass diffuser.

Coordinated wall light page 368 - 369.





790 0,002

LIGHT SOURCE		FINISHED	CODE	BULBS	
E27 max 1 x 60W 220-240Vac  Lampadine non incluse Bulbs not included.		Grigio antracite	<b>GES1010</b>	1 x E27	
		Grey graphite			
		Bianco White	<b>GES1011</b>	1 x E27	
		Ruggine Rusty	<b>GES1012</b>	1 x E27	

## LAMPADINE UTILIZZABILI AVAILABLE BULBS

Vedi pagina / see page  
 477

E27	BEAM	CODE	POWER	CCT	FLUX	CRI
	 240°	GLA230C	10W	3000K	855lm	>80
		GLA230N	10W	4000K	880lm	>80
		GLA230	10W	6500K	910lm	>80







**OUTDOOR**

PLAFONIERE - APPLIQUE / CEILING - WALL LIGHTS

## URA R

Plafoniera.

Struttura in alluminio.

Finitura in bianco grigio, grigio alluminio, grigio antracite o marrone.

Diffusore in metacrilato lucido.


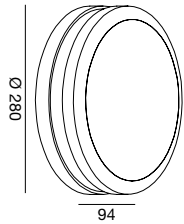





Ceiling light.

Aluminium structure.



White, grey aluminium, grey graphite or brown finish.

Polished PC diffuser.



LIGHT SOURCE		FINISHED	CODE	BULBS	
E27 max 2 x 15W 220-240Vac  Lampadine non incluse Bulbs not included.		Grigio antracite	<b>GES290</b>	2 X E27	
		Gray graphite			
		Grigio alluminio	<b>GES291</b>	2 X E27	
		Aluminium Grey			
		Marrone	<b>GES292</b>	2 X E27	
		Bianco	<b>GES293</b>	2 X E27	
		Brown			
		White			

LAMPADINE UTILIZZABILI  
AVAILABLE BULBSVedi pagina / see page  
477


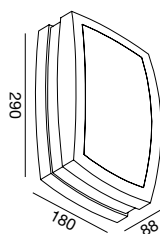





E27	BEAM	CODE	POWER	CCT	FLUX	CRI
		GLA230C	10W	3000K	855lm	>80
		GLA230N	10W	4000K	880lm	>80
		GLA230	10W	6500K	910lm	>80

# URA Q

Plafoniera.  
Struttura in alluminio.  
Finitura in bianco grigio, grigio alluminio,  
grigio antracite o marrone.  
Diffusore in metacrilato lucido.



Ceiling light.  
Aluminium structure.  
White, grey aluminium,  
grey graphite or brown finish.  
Polished PC diffuser.



LIGHT SOURCE		FINISHED	CODE	BULBS	
E27 max 2 x 15W 220-240Vac Lampadine non incluse Bulbs not included.		Grigio antracite	<b>GES300</b>	2 X E27	
		Gray graphite			
		Grigio alluminio	<b>GES301</b>	2 X E27	
		Aluminium Grey			
		Marrone	<b>GES302</b>	2 X E27	
		Bianco	<b>GES303</b>	2 X E27	
		White			

## LAMPADINE UTILIZZABILI AVAILABLE BULBS

Vedi pagina / see page  
477

E27	BEAM	CODE	POWER	CCT	FLUX	CRI
		GLA230C	10W	3000K	855lm	>80
		GLA230N	10W	4000K	880lm	>80
		GLA230	10W	6500K	910lm	>80







■ PALETTI PER ESTERNI OUTDOOR BOLLARDS

# STRIL

Paletto.  
Struttura in alluminio.  
Finitura in grigio metallizzato o grigio antracite.  
Diffusore in policarbonato.  
Modulo LED e trasformatore inclusi.

Bollard.  
Aluminiumstructure.  
Metalic grey or grey graphite finish.  
PC diffusor.  
LED module and transformer included.



LIGHT SOURCE	FINISHED	CODE	CCT	FLUX	
LED 13W   220-240Vac CRI >80	Grigio antracite Gray graphite	<b>GES930</b>	4000K	776lm	
BEAM 255°	Grigio metallizzato Metallic Gray	<b>GES931</b>	4000K	776lm	

LED 13W   220-240Vac CRI >80	Grigio antracite Gray graphite	<b>GES932</b>	4000K	776lm	
BEAM 255°	Grigio metallizzato Metallic Gray	<b>GES933</b>	4000K	776lm	

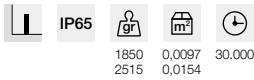




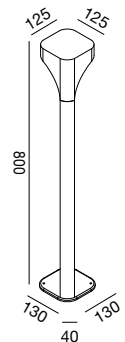
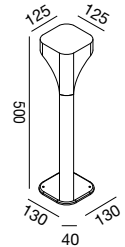
# VARP

Paletto.  
Struttura in alluminio.  
Finitura in grigio metallizzato o grigio antracite.  
Diffusore in policarbonato.  
Modulo LED e trasformatore inclusi.

Bollard.  
Aluminium structure.  
Metalic grey or grey graphite finish.  
PC diffusor.  
LED module and transformer included.



LIGHT SOURCE	FINISHED	CODE	CCT	FLUX
LED 11W   220-240Vac CRI >80	Grigio antracite Gray graphite	<b>GES940</b>	4000K	501lm
BEAM 299°	Grigio metallizzato Metallic Gray	<b>GES941</b>	4000K	501lm
LED 11W   220-240Vac CRI >80	Grigio antracite Gray graphite	<b>GES942</b>	4000K	501lm
BEAM 299°	Grigio metallizzato Metallic Gray	<b>GES943</b>	4000K	501lm





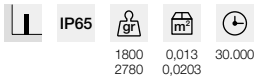

## OUTDOOR




PALETTI PER ESTERNI / OUTDOOR BOLLARDS

## PAKA

Paletto.  
Struttura in alluminio.  
Finitura in grigio metallizzato o grigio antracite.  
Diffusore in policarbonato.  
Modulo LED e trasformatore inclusi.

Bollard.  
Aluminiumstructure.  
Metalic grey or grey graphite finish.  
PC diffusor.  
LED module and transformer included.



LIGHT SOURCE		FINISHED	CODE	CCT	FLUX	
LED 13W   220-240Vac CRI >80		Grigio antracite Gray graphite	<b>GES950</b>	4000K	838lm	
BEAM 260° 		Grigio metallizzato Metallic Gray	<b>GES951</b>	4000K	838lm	
LED 13W   220-240Vac CRI >80		Grigio antracite Gray graphite	<b>GES952</b>	4000K	838lm	
BEAM 260° 		Grigio metallizzato Metallic Gray	<b>GES953</b>	4000K	838lm	



# EURUS

Paletto.  
Struttura in alluminio.  
Finitura in grigio metallizzato  
o grigio antracite.  
Diffusore in policarbonato opale.  
Modulo LED e trasformatore inclusi.

Bollard.  
Aluminium structure.  
Metallic grey or grey graphite finish.  
Opal polycarbonate diffuser.  
LED module and transformer included.



	<b>IP65</b>			
1250	0,0066	30.000		
1620	0,011			
2050	0,017			

LIGHT SOURCE		FINISHED	CODE	CCT	FLUX	
LED 13W   220-240Vac CRI >80  BEAM  253°		Grigio metallizzato	<b>GES440</b>	4000K	1200lm	 120 150
		Metallic Gray				 300
LED 13W   220-240Vac CRI >80  BEAM  253°		Grigio antracite	<b>GES450</b>	4000K	1200lm	
		Gray graphite				
LED 13W   220-240Vac CRI >80  BEAM  253°		Grigio metallizzato	<b>GES441</b>	4000K	1200lm	 120 150
		Metallic Gray				 500
LED 13W   220-240Vac CRI >80  BEAM  253°		Grigio antracite	<b>GES451</b>	4000K	1200lm	
		Gray graphite				
LED 13W   220-240Vac CRI >80  BEAM  253°		Grigio metallizzato	<b>GES442</b>	4000K	1200lm	 120 150
		Metallic Gray				 800
LED 13W   220-240Vac CRI >80  BEAM  253°		Grigio antracite	<b>GES452</b>	4000K	1200lm	
		Gray graphite				

**OUTDOOR**

PALETTI PER ESTERNI / OUTDOOR BOLLARDS

# ANHUR

**Paletto.**

Struttura in alluminio.

Finitura in grigio antracite con particolare bianco opaco.

Diffusore in policarbonato opale.

Modulo LED e trasformatore inclusi.


**Bollard.**

Aluminium structure.

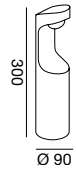
Grey graphite finish with matt white detail.

Opal polycarbonate diffuser.

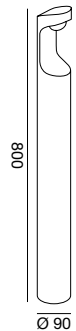
LED module and transformer included.



LIGHT SOURCE	FINISHED	CODE	CCT	FLUX
LED 9W   220-240Vac CRI >80	Grigio antracite e Bianco opaco	<b>GES460</b>	4000K	800lm
BEAM 183°	Gray graphite and matt White			



LED 9W   220-240Vac CRI >80	Grigio antracite e Bianco opaco	<b>GES461</b>	4000K	800lm
BEAM 183°	Gray graphite and matt White			







# STELE

Paletto.

Struttura in alluminio.

Finitura in bianco, grigio metallizzato  
o grigio antracite.

Diffusore in policarbonato opale  
Applique coordinata a pag. 358.

Bollard.

Aluminium structure.

White, metallic grey or  
grey graphite finish.



Opal polycarbonate diffuser.  
Coordinated wall light page 358.



LIGHT SOURCE	FINISHED	CODE	BULBS	
E27 max 1 x 18W 220-240Vac  Lampadine non incluse Bulbs not included.	 Bianco White	<b>GES710</b>	1 x E27	 Ø 90   300
	 Grigio metallizzato Metallic Grey	<b>GES720</b>	1 x E27	
	 Grigio antracite Gray graphite	<b>GES730</b>	1 x E27	

## LAMPADINE UTILIZZABILI AVAILABLE BULBS

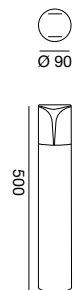
Vedi pagina / see page  
477

E27	BEAM	CODE	POWER	CCT	FLUX	CRI
	 240°	<b>GLA230C</b>	10W	3000K	855lm	>80
		<b>GLA230N</b>	10W	4000K	880lm	>80
		<b>GLA230</b>	10W	6500K	910lm	>80

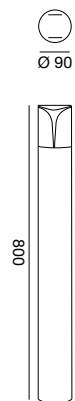


1210 0,0051  
 1790 0,0081

LIGHT SOURCE	FINISHED	CODE	BULBS
E27 max 1 x 18W 220-240Vac  Lampadine non incluse Bulbs not included.	Bianco White	<b>GES711</b>	1 x E27
	Grigio metallizzato Metallic Grey	<b>GES721</b>	1 x E27
	Grigio antracite Gray graphite	<b>GES731</b>	1 x E27



E27 max 1 x 18W 220-240Vac  Lampadine non incluse Bulbs not included.	Bianco White	<b>GES712</b>	1 x E27
	Grigio metallizzato Metallic Grey	<b>GES722</b>	1 x E27
	Grigio antracite Gray graphite	<b>GES732</b>	1 x E27



LAMPADINE UTILIZZABILI  
 AVAILABLE BULBS

Vedi pagina / see page  
 477

E27	BEAM	CODE	POWER	CCT	FLUX	CRI
		<b>GLA230C</b>	10W	3000K	855lm	>80
		<b>GLA230N</b>	10W	4000K	880lm	>80
		<b>GLA230</b>	10W	6500K	910lm	>80









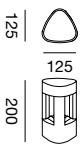

# JANET


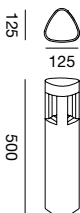

Paletto.  
Struttura in alluminio.  
Finitura in grigio metallizzato  
o grigio antracite.  
Diffusore in policarbonato opale.  
Applique coordinata a pag. 360.


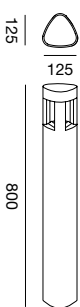

Bollard.  
Aluminium structure.  
Metallic grey or grey graphite finish.  
Opal polycarbonate diffuser.  
Coordinated wall light page 360.







	IP54		
	905	0,004	
	1670	0,010	
	2570	0,015	

LIGHT SOURCE		FINISHED	CODE	BULBS	
GX53 1 x 11W 220-240Vac  Lampadine non incluse Bulbs not included.		Grigio metallizzato	<b>GES483</b>	1 X GX53	
		Metallic Gray			
		Grigio antracite	<b>GES493</b>	1 X GX53	
		Gray graphite			

GX53 1 x 11W 220-240Vac  Lampadine non incluse Bulbs not included.		Grigio metallizzato	<b>GES480</b>	1 X GX53	
		Metallic Gray			
		Grigio antracite	<b>GES490</b>	1 X GX53	
		Gray graphite			

GX53 1 x 11W 220-240Vac  Lampadine non incluse Bulbs not included.		Grigio metallizzato	<b>GES481</b>	1 X GX53	
		Metallic Gray			
		Grigio antracite	<b>GES491</b>	1 X GX53	
		Gray graphite			

LAMPADINE UTILIZZABILI  
AVAILABLE BULBSVedi pagina / see page  
478

GX53	BEAM	CODE	POWER	CCT	FLUX	CRI
		GLA091C GLA091N	8W 8W	3000K 4100K	750lm 760lm	>80 >80
		GLA310C GLA310N	9W 9W	3000K 4000K	850lm 880lm	>80 >80

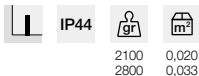
# LEO

Paletto.  
Struttura in alluminio.  
Finitura grigio antracite  
o ruggine.  
Diffusore in metacrilato opale.


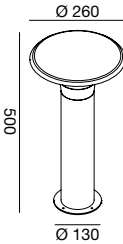

Bollard.  
Aluminium structure.  
Grey graphite or rusty finish.  
Opal PMMA diffusor.

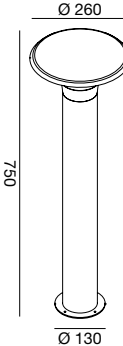








2100 0,020  
2800 0,033

LIGHT SOURCE		FINISHED	CODE	BULBS	
E27 1 x 28W 220-240Vac  Lampadine non incluse Bulbs not included.		Grigio antracite  Gray graphite	<b>GES511</b>	1 X E27	
		Ruggine Rusty	<b>GES521</b>	1 X E27	

E27 1 x 28W 220-240Vac  Lampadine non incluse Bulbs not included.		Grigio antracite  Gray graphite	<b>GES512</b>	1 X E27	
		Ruggine Rusty	<b>GES522</b>	1 X E27	

LAMPADINE UTILIZZABILI  
AVAILABLE BULBS

Vedi pagina / see page  
477

E27	BEAM	CODE	POWER	CCT	FLUX	CRI
		GLA230C	10W	3000K	855lm	>80
		GLA230N	10W	4000K	880lm	>80
		GLA230	10W	6500K	910lm	>80


# NORA

## Paletto.

Struttura in alluminio.  
Finitura in grigio alluminio  
o grigio antracite.  
Diffusore in metacrilato  
bianco latte lucido.  
Applique coordinata pag 363.

## Bollard.

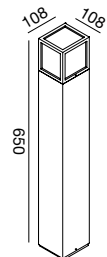
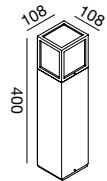
Aluminium structure.  
Finish in grey aluminium  
or grey graphite.  
Polished white milk PC diffuser.  
Coordinated wall light page 363.



2060 0,007  
2945 0,010





LIGHT SOURCE	FINISHED	CODE	BULBS
E27 max 1 x 20W 220-240Vac  Lampadine non include Bulbs not included.	 Grigio antracite  Gray graphite	<b>GES332</b>	1 X E27
	 Grigio alluminio  Aluminium Grey	<b>GES342</b>	1 X E27
E27 max 1 x 20W 220-240Vac  Lampadine non include Bulbs not included.	 Grigio antracite  Gray graphite	<b>GES331</b>	1 X E27
	 Grigio alluminio  Aluminium Grey	<b>GES341</b>	1 X E27



### LAMPADINE UTILIZZABILI AVAILABLE BULBS

Vedi pagina / see page  
477

E27	BEAM	CODE	POWER	CCT	FLUX	CRI
		GLA230C	10W	3000K	855lm	>80
		GLA230N	10W	4000K	880lm	>80
		GLA230	10W	6500K	910lm	>80




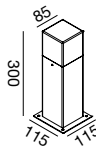


# ADITI


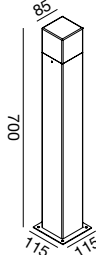


Paletto.  
Struttura in alluminio.  
Finitura in bianco,  
grigio antracite o ruggine.  
Diffusore in metacrilato opale.  
Applique coordinata pag 364.

Bollard.  
Aluminium structure.  
White, grey graphite  
or rusty finish.  
Opal PMMA diffusor.  
Coordinated wall light page 364.







LIGHT SOURCE		FINISHED	CODE	BULBS	
E27 max 1 x 13W 220-240Vac  Lampadine non incluse Bulbs not included.		Bianco White	<b>GES401</b>	1 x E27	
		Grigio antracite Grey graphite	<b>GES411</b>	1 x E27	
		Ruggine Rusty	<b>GES421</b>	1 x E27	

E27 max 1 x 13W 220-240Vac  Lampadine non incluse Bulbs not included.		Bianco White	<b>GES402</b>	1 x E27	
		Grigio antracite Grey graphite	<b>GES412</b>	1 x E27	
		Ruggine Rusty	<b>GES422</b>	1 x E27	

LAMPADINE UTILIZZABILI  
 AVAILABLE BULBS

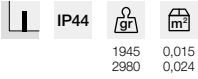
	E27	BEAM	CODE	POWER	CCT	FLUX	CRI
Vedi pagina / see page 477			GLA230C	10W	3000K	855lm	>80
			GLA230N	10W	4000K	880lm	>80
			GLA230	10W	6500K	910lm	>80


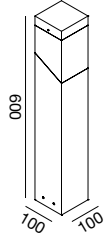


# SURY


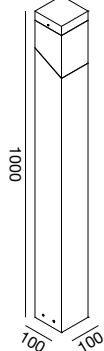


Paletto.  
Struttura in alluminio.  
Finitura in bianco, grigio antracite  
o ruggine.  
Diffusore in policarbonato opale.

Bollard.  
Aluminium structure.  
White, grey graphite  
or rusty finish.  
Opal PC diffusor.







LIGHT SOURCE		FINISHED	CODE	BULBS	
E27 max 1 x 28W 220-240Vac  Lampadine non incluse Bulbs not included.		Bianco White	<b>GES600</b>	1 x E27	
		Grigio antracite Grey graphite	<b>GES610</b>	1 x E27	
		Ruggine Rusty	<b>GES620</b>	1 x E27	

E27 max 1 x 28W 220-240Vac  Lampadine non incluse Bulbs not included.		Bianco White	<b>GES601</b>	1 x E27	
		Grigio antracite Grey graphite	<b>GES611</b>	1 x E27	
		Ruggine Rusty	<b>GES621</b>	1 x E27	

LAMPADINE UTILIZZABILI  
 AVAILABLE BULBS

	E27	BEAM	CODE	POWER	CCT	FLUX	CRI
Vedi pagina / see page 477			GLA230C	10W	3000K	855lm	>80
			GLA230N	10W	4000K	880lm	>80
			GLA230	10W	6500K	910lm	>80

# HAB

Paletto.

Struttura in alluminio.

Finitura in grigio alluminio,  
grigio antracite o ruggine.

Diffusore in metacrilato trasparente.

Bollard.

Aluminium structure.

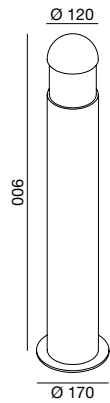
Grey aluminium,  
grey graphite or rusty finish.

Clear PC diffusor.



3400 0,031

LIGHT SOURCE	FINISHED	CODE	BULBS
E27 max 1 x 20W 220-240Vac  Lampadine non incluse Bulbs not included.	Grigio alluminio Aluminium Grey	<b>GES031</b>	1 x E27
	Grigio antracite Gray graphite	<b>GES041</b>	1 x E27
	Ruggine Rusty	<b>GES231</b>	1 x E27







# ZEIS

Paletto.

Struttura in alluminio.

Colore grigio alluminio

o grigio antracite.

Diffusore in vetro satinato,  
finitura lucida.

Bollard.

Aluminium structure.

Grey aluminium or grey graphite finish.

Satinated glass polish finish.



LIGHT SOURCE		FINISHED	CODE	BULBS	
E27 max 1 x 20W 220-240Vac  Lampadine non incluse Bulbs not included.		Grigio alluminio  Aluminium Grey	<b>GES013</b>	1 x E27	
		Grigio antracite  Gray graphite	<b>GES023</b>	1 x E27	
E27 max 1 x 20W 220-240Vac  Lampadine non incluse Bulbs not included.		Grigio alluminio  Aluminium Grey	<b>GES012</b>	1 x E27	
		Grigio antracite  Gray graphite	<b>GES022</b>	1 x E27	




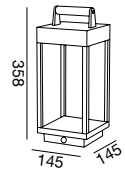
# QUEEN

Lampada da tavolo in alluminio.  
 Finitura in bianco o grigio antracite.  
 Diffusore in vetro trasparente.  
 Accensione tramite interruttore a sfioramento  
 con 4 modalità di dimmerazione.  
 Autonomia fino a max 8h.  
 Uscita USB per ricarica cellulari.  
 Modulo LED, cavo USB da 1mt  
 e carica batteria di ricarica inclusi.  
 Applique coordinata a pag. 335.

Table lamp whit aluminium structure.  
 White or grey graphite finish.  
 Diffuser in transparent glass.  
 Ignition by touch switch,  
 featuring 4 dimming modes.  
 Up to 8-hour operating time.  
 USB connection allows charging mobile devices.  
 LED module, 1 meter USB cable and battery  
 charger included.  
 Coordinated wall light page 335.



LIGHT SOURCE	FINISHED	CODE	CCT	FLUX
LED 5W  Battery 18.650 2600mAhx3	Bianco	<b>GES780</b>	4000K	280lm
	White			
	Grigio antracite	<b>GES781</b>	4000K	280lm
	Grey graphite			







■ CATENE LUMINOSE LIGHT CHAINS









# ANDROMEDA



Catena luminosa dotata di 10 portalampade.  
Cavo elettrico resistente in gomma di colore bianco o nero con sezione 2x1 mm, totalmente impermeabile con un grado di protezione IP44, prolungabile da entrambi i lati con altre catene al raggiungimento della lunghezza desiderata.  
Connettori da entrambi i lati impermeabili e dotati di chiusura con scatto di sicurezza.  
Accessori per il fissaggio non forniti e non disponibili.

Chain equipped with 10 bulb holders.  
Tough electrical cable in white or black rubber with 2x1 mm section, totally waterproof with an IP44 degree of protection, can be extended on both sides with other chains until the desired length is reached.  
Connectors on both sides waterproof.  
Closing devices with safety catch.  
Fixing accessories not supplied and not available.









LIGHT SOURCE		FINISHED	CODE	BULBS
E14 Cable 5 m max 10 x 25W 220-240Vac  Lampadine non incluse Bulbs not included.		Bianco White	<b>GFIB01</b>	10 x E14
		Nero Black	<b>GFIN01</b>	10 x E14

E14 Cable 10 m max 10 x 25W 220-240Vac  Lampadine non incluse Bulbs not included.		Bianco White	<b>GFIB02</b>	10 x E14
		Nero Black	<b>GFIN02</b>	10 x E14



LIGHT SOURCE		FINISHED	CODE	BULBS
E27 Cable 5 m max 10 x 25W 220-240Vac  Lampadine non incluse Bulbs not included.		Bianco White	<b>GFIB03</b>	10 x E27
		Nero Black	<b>GFIN03</b>	10 x E27

E27 Cable 10 m max 10 x 25W 220-240Vac  Lampadine non incluse Bulbs not included.		Bianco White	<b>GFIB04</b>	10 x E27
		Nero Black	<b>GFIN04</b>	10 x E27

LAMPADINE UTILIZZABILI  
AVAILABLE BULBS



■ SEGNAPASSI STEPLIGHTS

# SOL R

Segnapassi.

Struttura in alluminio pressofuso.

Finitura in bianco,  
grigio antracite o marrone.

Diffusore in policarbonato.

Modulo LED incluso.

Wall light.





Die-cast aluminium structure.

White, grey graphite or brown finish.

PC diffuser.

LED module included.



LIGHT SOURCE		FINISHED	CODE	CCT	FLUX
LED 3W   220-240Vac CRI >80  BEAM  120°		Grigio antracite Grey graphite	<b>GES983</b>	4000K	150lm
		Bianco opaco Matt White	<b>GES984</b>	4000K	210lm
		Marrone Brown	<b>GES985</b>	4000K	160lm







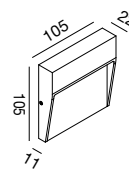
# SOL Q

Segnapassi.  
 Struttura in alluminio pressofuso.  
 Finitura in bianco,  
 grigio antracite o marrone.  
 Diffusore in policarbonato.  
 Modulo LED incluso.

Wall light.  
 Die-cast aluminium structure.  
 White, grey graphite or brown finish.  
 PC diffuser.  
 LED module included.



LIGHT SOURCE	FINISHED	CODE	CCT	FLUX
LED 3W   220-240Vac CRI >80  BEAM  120°	 Grigio antracite Grey graphite	<b>GES980</b>	4000K	147lm
	 Bianco opaco Matt White	<b>GES981</b>	4000K	212lm
	 Marrone Brown	<b>GES982</b>	4000K	147lm



# LULY

## Segnapassi.

Struttura in alluminio pressofuso.

Diffusore in vetro.

Finitura in bianco opaco, grigio antracite,  
grigio alluminio o marrone.

Modulo LED e trasformatore inclusi.


## Steplights.


Die-cast aluminium structure.

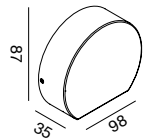
Glass diffuser.

Matt white, grey graphite,  
aluminium grey or brown finish.

LED module and transformer included.



LIGHT SOURCE		FINISHED	CODE	CCT	FLUX
LED 5W   220-240Vac CRI >80		Bianco opaco	<b>GES890C</b>	3000K	475lm
		Matt White	<b>GES890N</b>	4000K	510lm
BEAM  111°		Grigio antracite	<b>GES891C</b>	3000K	460lm
		Grey graphite	<b>GES891N</b>	4000K	495lm
		Grigio alluminio	<b>GES892C</b>	3000K	470lm
		Aluminum Gray	<b>GES892N</b>	4000K	505lm
		Marrone	<b>GES893C</b>	3000K	460lm
		Brown	<b>GES893N</b>	4000K	495lm








# MAGA

Apparecchio luminoso segnapassi  
in policarbonato, da incasso per scatola  
503 (non inclusa).

Modulo LED e trasformatore incluso.

Dotata di 2 placchette metalliche in  
bianco opaco e nickel.

Polycarbonate steplight,  
recessed for box 503 (not included).  
LED module and transformer included.  
Equipped with 2 matt white  
and nickel metal plates.



LIGHT SOURCE	FINISHED	CODE	CCT	FLUX
LED 2W   220-240Vac CRI >80	Bianco opaco/ Nichel	<b>GES810C</b>	3000K	200lm
	Matt White/ Nichel	<b>GES810N</b>	4000K	200lm

BEAM  
120°

Funzionante solo con sensore di movimento	Bianco opaco/ Nichel	<b>GES811</b>	3000K	200lm
Only works with motion sensor.	Matt White/ Nichel			

Solo luce di emergenza With emergency light	Bianco opaco/ Nichel	<b>GES812</b>	3000K	200lm
	Matt White/ Nichel			









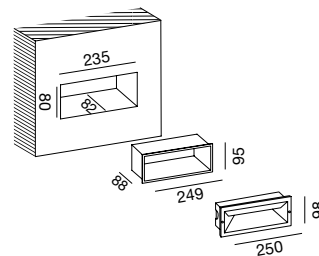
# OHRM

Segnapassi ad incasso.  
Struttura in alluminio.  
Finitura in grigio metallizzato  
o grigio antracite.  
Diffusore in policarbonato opale.  
Controcassa inclusa.  
Modulo LED e trasformatore inclusi.

Recessed steplight.  
Aluminium structure.  
Metallic grey or grey graphite finish.  
Opal polycarbonate diffuser.  
Casing included.  
LED module and transformer included.




LIGHT SOURCE		FINISHED	CODE	CCT	FLUX
LED 13W   220-240Vac CRI >80		Grigio antracite	<b>GES350</b>	4000K	1200lm
		Grey graphite			
BEAM  67°		Grigio metallizzato	<b>GES351</b>	4000K	1200lm
		Metallic Gray			


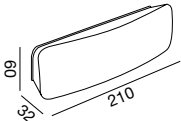


# DAGR

Segnapassi con struttura  
in materiale plastico.  
Finitura in grigio antracite.  
Diffusore in policarbonato opale.  
Modulo LED e trasformatore inclusi.

Steplight whit plastic  
material structure.  
Grey graphite finish.  
Opal polycarbonate diffuser.  
LED module and transformer included.



LIGHT SOURCE	FINISHED	CODE	CCT	FLUX
LED 7W   220-240Vac CRI >80	Grigio antracite Grey graphite	<b>GES150</b>	4000K	600lm
BEAM 114°				








■ PROIETTORI E ARMATURE STRADALI  
STEPLIGHTS AND STREET LIGHTING

# JUPITER

Proiettore con struttura in alluminio dotato di cavo tripolare lungo 1 metro.  
Finitura in grigio antracite.  
Diffusore in vetro temperato.  
Modulo LED e trasformatore inclusi.

Floodlight with aluminum body equipped with a 1m-long three-core cable  
Grey graphite finish.  
Tempered glass diffuser.  
LED module and transformer included.



575 0,0022 30,000

## LIGHT SOURCE

LED  
7W | 220-240Vac  
CRI >80

## BEAM



120°



## FINISHED

Grigio antracite  
Gray graphite

## CODE

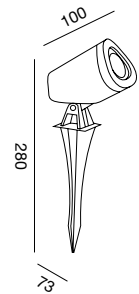
**GES531**

## CCT

4000K

## FLUX

600lm






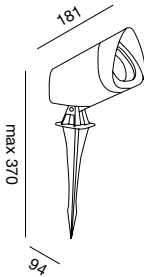

# MERCURY

Proiettore con struttura in alluminio.  
Finitura in bianco,  
grigio alluminio o grigio antracite.  
Diffusore in vetro temperato

Projector with aluminium structure.  
White, grey aluminium or  
grey graphite.  
Tempered glass diffuser.









LIGHT SOURCE		FINISHED	CODE	BULBS	
GU10 max 1 x 11W 220-240Vac  Lampadine non incluse Bulbs not included.		Bianco White	<b>GES740</b>	1 X GU10	
		Grigio alluminio Alluminium Grey	<b>GES741</b>	1 X GU10	
		Grigio antracite Gray graphite	<b>GES742</b>	1 X GU10	

 LAMPADINE UTILIZZABILI  
 AVAILABLE BULBS

 Vedi pagina / see page  
 479

GU10	BEAM	CODE	POWER	CCT	FLUX	CRI
		GLA241C	5W	3000K	420lm	>80
		GLA241N	5W	4000K	430lm	>80
		GLA243C	7W	3000K	590lm	>80
		GLA243N	7W	4000K	610lm	>80
		GLA242C	5W	3000K	410lm	>80
		GLA242N	5W	4000K	420lm	>80
		GLA244C	7W	3000K	550lm	>80
		GLA244N	7W	4000K	560lm	>80






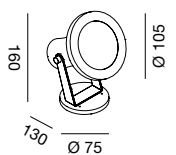
# URANUS

Proiettore con struttura  
in acciaio inossidabile.  
Diffusore in vetro trasparente.

Projector with stainless steel structure.  
Clear glass diffuser.







LIGHT SOURCE	FINISHED	CODE	BULBS
GU10 max 1 x 35W 220-240Vac  Lampadine non incluse Bulbs not included.	Acciaio  Steel	<b>GES110</b>	1 X GU10

## LAMPADINE UTILIZZABILI AVAILABLE BULBS

Vedi pagina / see page  
479

GU10	BEAM	CODE	POWER	CCT	FLUX	CRI
		GLA241C	5W	3000K	420lm	>80
		GLA241N	5W	4000K	430lm	>80
		GLA243C	7W	3000K	590lm	>80
		GLA243N	7W	4000K	610lm	>80
		GLA242C	5W	3000K	410lm	>80
		GLA242N	5W	4000K	420lm	>80
		GLA244C	7W	3000K	550lm	>80
		GLA244N	7W	4000K	560lm	>80





# RATRI

Proiettore LED con staffa per fissaggio.  
Struttura in alluminio pressofuso.  
Finitura in bianco opaco.  
Diffusore in vetro trasparente.  
Modulo LED e trasformatore inclusi.

LED projector with fixing bracket.  
Die-cast aluminium structure.  
Matt white finish.  
Transparent glass diffuser.  
LED module and transformer included.



	<b>IP65</b>			
	202	0,0004	50.000	
	305	0,0005		
	500	0,0009		
	650	0,0013		
	1310	0,0026		

LIGHT SOURCE		FINISHED	CODE	CCT	FLUX		
LED 10W   220-240Vac CRI >70		Bianco opaco	<b>GES840C</b>	3000K	850lm	108	66
		Matt White	<b>GES840N</b>	4000K	850lm		
BEAM						100	

LED 20W   220-240Vac CRI >70		Bianco opaco	<b>GES841C</b>	3000K	1700lm	143	80
		Matt White	<b>GES841N</b>	4000K	1700lm		
BEAM						130	

LED 30W   220-240Vac CRI >70		Bianco opaco	<b>GES842C</b>	3000K	2550lm	187	101
		Matt White	<b>GES842N</b>	4000K	2550lm		
BEAM						167	

LED 50W   220-240Vac CRI >70		Bianco opaco	<b>GES843C</b>	3000K	4250lm	217	104
		Matt White	<b>GES843N</b>	4000K	4250lm		
BEAM						185	

LED 100W   220-240Vac CRI >70		Bianco opaco	<b>GES844C</b>	3000K	8500lm	287	140
		Matt White	<b>GES844N</b>	4000K	8500lm		
BEAM						232	

# TISTAR

## Armatura stradale.

Struttura in alluminio pressofuso e plastica.

Finitura in grigio opaco.

Attacco al palo con inclinazione regolabile in alluminio pressofuso idoneo per pali di diametro 62mm.

Diffusore in materiale plastico.

Modulo LED e trasformatore inclusi.

Altezza di installazione: GES580 max 6 metri, GES581 max 10 metri.

## Street lighting.

Die-cast aluminium and plastic structure.

Matt grey finish.

Die-cast aluminium pole attachment with adjustable inclination, suitable for 62mm diameter poles.

Plastic diffuser.

LED module and transformer included. Installation

height: GES580 max 6 metres, GES581 max 10 metres.



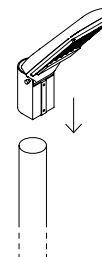
LIGHT SOURCE	FINISHED	CODE	CCT	FLUX
LED 50W   85-265Vac CRI >70	Grigio opaco Matt Grey	<b>GES580N</b>	4000K	4250lm

BEAM  
100°

LED 100W   85-265Vac CRI >70	Grigio opaco Matt Grey	<b>GES581N</b>	4000K	8500lm
------------------------------------	---------------------------	----------------	-------	--------

BEAM  
100°

ACCESSORIO INCLUSO  
ACCESSORY INCLUDED



L'armatura stradale è dotata di accessorio per il collegamento al palo. Inclinazione regolabile=max 90°.  
The road framework is equipped with an accessory for the connection to the post. Adjustable inclination = max 90°.



# KHON

Armatura stradale.  
Struttura in alluminio pressofuso.  
Finitura in grigio opaco.  
Attacco al palo in alluminio pressofuso idoneo per pali di diametro 62 mm.  
Diffusore in vetro temperato.  
Modulo LED e trasformatore inclusi.  
Altezza di installazione:  
GES570 max 6 metri;  
GES571 max 10 metri.

Street lighting.  
Die-cast aluminium structure.  
Matt grey finish.  
Support attachment in die-cast aluminium, ideal for supports with diameter 62 mm.  
Tempered glass diffuser.  
LED module and transformer included.  
Installation height:  
GES570 max 6 metres;  
GES571 max 10 metres.



IP65	GR	MT	+
2230	0,0065	30,000	
3530	0,0115		
4830	0,0188		

LIGHT SOURCE	FINISHED	CODE	CCT	FLUX	
LED 50W   220-240Vac CRI >70	Grigio opaco Matt Grey	<b>GES570</b>	4000K	4500lm	
BEAM 100°					
LED 100W   220-240Vac CRI >70	Grigio opaco Matt Grey	<b>GES571</b>	4000K	9000lm	
BEAM 100°					

Accessorio per il collegamento dell'armatura stradale al palo.  
Diametro massimo del palo Ø 64 mm

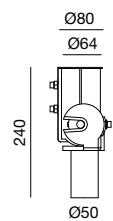


Accessory for connecting street light to the pole.  
Maximum diameter of the pole Ø 64 mm

CODE

**GESC05**

930





# USHAS

Armatura stradale.

Struttura in alluminio pressofuso.

Finitura in grigio opaco. Diffusore in vetro.

Modulo LED e trasformatore inclusi.

Attacco al palo in alluminio pressofuso con inclinazione regolabile idoneo per pali di diametro massimo 64 mm.

Altezza di installazione: GES1080 max 6 metri; GES1081 max 10 metri; GES1082 max 15 metri.

Garanzia di 5 anni.

Protection suitable for street installation.

Die-cast aluminium body.

Matt grey finish. Glass diffuser.

LED module and transformer included.

Die-cast aluminium pole attachment with adjustable inclination, suitable for 64 mm diameter poles.

Installation height: GES1080 max 6 metres; GES1081 max 10 metres; GES1082 max 15 metres.


5 year warranty.




3870	0,0288	50.000
5050	0,0332	
7200	0,0446	

LIGHT SOURCE	FINISHED	CODE	CCT	FLUX	
LED 60W   85-265Vac CRI >70	Grigio opaco Matt Grey	<b>GES1080</b>	4000K	7800lm	
BEAM 					
LED 100W   85-265Vac CRI >70	Grigio opaco Matt Grey	<b>GES1081</b>	4000K	13000lm	
BEAM 					
LED 150W   85-265Vac CRI >70	Grigio opaco Matt Grey	<b>GES1082</b>	4000K	19500lm	
BEAM 					








■ FARETTI CALPESTABILI WALKABLE SPOTLIGHTS

# SHALLY

Faretto da incasso calpestabile.  
Struttura in alluminio.  
Cover in acciaio inossidabile AISI 306.  
Diffusore in vetro trasparente temperato.  
Controcassa inclusa.  
Modulo LED e trasformatori inclusi.

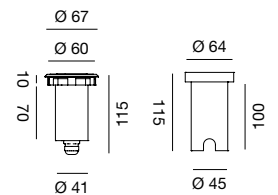
Walkable recessed spotlight.  
Aluminium body.  
Stainless steel cover AISI 306.  
Tempered clear glass diffuser.  
Casing included.  
LED module and ballast included.



LIGHT SOURCE	FINISHED	CODE	CCT	FLUX
LED 1 x 1W LED 220-240Vac	Acciaio	<b>GES220C</b>	3000K	89lm
	Steel	<b>GES220</b>	6400K	89lm



BEAM

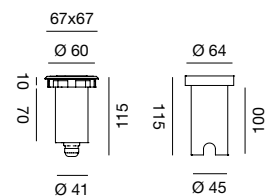


Controcassa inclusa  
Casing included

LED 1 x 1W LED 220-240Vac	Acciaio	<b>GES221C</b>	3000K	89lm
	Steel	<b>GES221</b>	6400K	89lm



BEAM




Controcassa inclusa  
Casing included



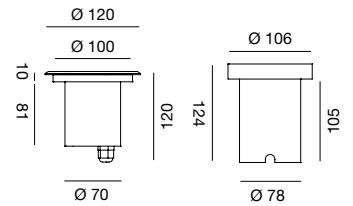
# EGOI

Faretto da incasso calpestabile.  
Struttura in alluminio.  
Cover in acciaio inossidabile AISI 306.  
Diffusore in vetro satinato temperato.  
Controcassa inclusa.


Walkable recessed spotlight.  
Aluminium body.  
Stainless steel cover AISI 306.  
Tempered satined glass diffuser.  
Casing included.

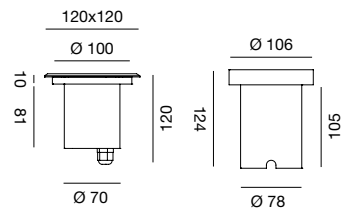


LIGHT SOURCE	FINISHED	CODE	BULBS
GU10 max 1 x 35W 220-240Vac  Lampadine non incluse Bulbs not included.	 Acciaio Steel	<b>GES270</b>	1 X GU10







Controcassa inclusa  
Casing included

GU10 max 1 x 35W 220-240Vac  Lampadine non incluse Bulbs not included.	 Acciaio Steel	<b>GES271</b>	1 X GU10
---	---	---------------	----------



Controcassa inclusa  
Casing included

## LAMPADINE UTILIZZABILI AVAILABLE BULBS

	GU10	BEAM	CODE	POWER	CCT	FLUX	CRI
Vedi pagina / see page 479			GLA241C	5W	3000K	420lm	>80
			GLA241N	5W	4000K	430lm	>80
			GLA243C	7W	3000K	590lm	>80
			GLA243N	7W	4000K	610lm	>80
			GLA242C	5W	3000K	410lm	>80
			GLA242N	5W	4000K	420lm	>80
			GLA244C	7W	3000K	550lm	>80
			GLA244N	7W	4000K	560lm	>80

# BOREA

Faretto da incasso  
calpestabile e orientabile.  
Struttura in alluminio.  
Cover in acciaio inossidabile AISI 306.  
Diffusore in vetro satinato temperato.  
Controcassa inclusa.

Walkable and adjustable  
recessed spotlight.  
Aluminium body.  
Stainless steel cover AISI 306.  
Tempered satined glass diffuser.  
Casing included.



LIGHT SOURCE	FINISHED	CODE	BULBS
--------------	----------	------	-------

GU10  
max 1 x 35W  
220-240Vac

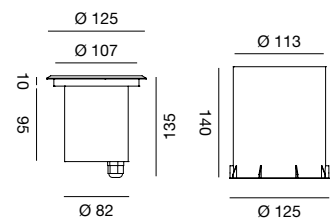


Lampadine non incluse  
Bulbs not included.

Orientabile 30°  
Adjustable 30°



Acciaio  
Steel  
**GES272** 1 X GU10



Controcassa inclusa  
Casing included

GU10  
max 1 x 35W  
220-240Vac

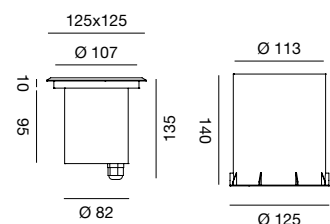


Lampadine non incluse  
Bulbs not included.

Orientabile 30°  
Adjustable 30°



Acciaio  
Steel  
**GES273** 1 X GU10



Controcassa inclusa  
Casing included

## LAMPADINE UTILIZZABILI AVAILABLE BULBS

Vedi pagina / see page  
479

GU10	BEAM	CODE	POWER	CCT	FLUX	CRI
		GLA241C	5W	3000K	420lm	>80
		GLA241N	5W	4000K	430lm	>80
		GLA243C	7W	3000K	590lm	>80
		GLA243N	7W	4000K	610lm	>80
		GLA242C	5W	3000K	410lm	>80
		GLA242N	5W	4000K	420lm	>80
		GLA244C	7W	3000K	550lm	>80
		GLA244N	7W	4000K	560lm	>80

# SKEIRON

Faretto da incasso calpestabile.  
Struttura in alluminio.  
Cover in acciaio inossidabile AISI 306.  
Diffusore in vetro trasparente temperato.  
Controcassa inclusa.

Walkable recessed spotlight.  
Aluminium body.  
Stainless steel cover AISI 306.  
Tempered clear glass diffuser.  
Casing included.



LIGHT SOURCE	FINISHED	CODE	BULBS	DIMENSIONS	
GX53 max 1 x 9W 220-240Vac  Lampadine non incluse Bulbs not included.	Acciaio Steel	<b>GES260</b>	1 X GX53		
Controcassa inclusa Casing included					

GX53 max 1 x 9W 220-240Vac  Lampadine non incluse Bulbs not included.	Acciaio Steel	<b>GES261</b>	1 X GX53		
Controcassa inclusa Casing included					

## LAMPADINE UTILIZZABILI AVAILABLE BULBS

	GX53	BEAM	CODE	POWER	CCT	FLUX	CRI
Vedi pagina / see page 478			GLA091C	8W	3000K	750lm	>80
			GLA091N	8W	4100K	760lm	>80
			GLA310C	9W	3000K	850lm	>80
			GLA310N	9W	4000K	880lm	>80





# EOSTRE R

Faretto da incasso calpestabile.  
 Struttura in alluminio.  
 Cover in acciaio inossidabile AISI 306.  
 Diffusore in vetro trasparente temperato.  
 Modulo LED incluso.  
 Tempo massimo di immersione alla profondità di 1 m inferiore a 30 min.  
 Trasformatore IP67, controcassa e morsettiera indispensabili  
 per l'utilizzo non sono inclusi.  
 Collegamento in serie di più apparecchi.

Walkable recessed spotlight.  
 Aluminium structure.  
 Stainless steel cover AISI 306.  
 Tempered clear glass diffuser.  
 LED module included.  
 Maximum immersion time at a depth of 1 m less than 30 min.  
 IP67 Transformer, casing and terminal block required for use are not included.  
 Serial connection for several devices.



			490	0,0008	50.000
			460	0,0008	
			695	0,0014	

LIGHT SOURCE		FINISHED	CODE	CCT	FLUX	
LED 3W   24Vdc   0,11A CRI >80		Acciaio Steel	<b>GES540</b> <b>GESCO1</b>	4000K Controcassa non inclusa Casing not included	183lm	
BEAM  20°						
LED 5W   24Vdc   0,20A CRI >80		Acciaio Steel	<b>GES542</b> <b>GESCO1</b>	4000K Controcassa non inclusa Casing not included	395lm	
BEAM  40°						
LED 9W   24 DC   0,38A CRI >80		Acciaio Steel	<b>GES544</b> <b>GESCO2</b>	4000K Controcassa non inclusa Casing not included	785lm	
BEAM  38°						

TRASFORMATORI - CONTROCASSE - MORSETTERIE  
 TRANSFORMERS - CASING - TERMINAL BLOCK

# EOSTRE Q

Faretto da incasso calpestabile.  
Struttura in alluminio.  
Cover in acciaio inossidabile AISI 306.  
Diffusore in vetro trasparente temperato.  
Modulo LED incluso.  
Tempo massimo di immersione alla profondità di 1 m inferiore a 30 min.  
Trasformatore IP67, controcassa e morsetti indispensabili per l'utilizzo non sono inclusi.  
Collegamento in serie di più apparecchi.

Walkable recessed spotlight.  
Aluminium structure.  
Stainless steel cover AISI 306.  
Tempered clear glass diffuser.  
LED module included.  
Maximum immersion time at a depth of 1 m less than 30 min.  
IP67 Transformer, casing and terminal block required for use are not included.  
Serial connection for several devices



		480	0,0008	50.000	
		470	0,0008		
		690	0,0014		







LIGHT SOURCE	FINISHED	CODE	CCT	FLUX	
LED 3W   24Vdc   0,11A CRI >80	Acciaio	<b>GES541</b>	4000K	183lm	
	Steel	<b>GESC01</b>	Controcassa non inclusa Casing not included		
BEAM  20°					
LED 5W   24Vdc   0,20A CRI >80	Acciaio	<b>GES543</b>	4000K	395lm	
	Steel	<b>GESC01</b>	Controcassa non inclusa Casing not included		
BEAM  40°					
LED 9W   24 DC   0,38A CRI >80	Acciaio	<b>GES545</b>	4000K	785lm	
	Steel	<b>GESC02</b>	Controcassa non inclusa Casing not included		
BEAM  38°					

TRASFORMATORI - CONTROCASSE - MORSETTERIE  
TRANSFORMERS - CASING - TERMINAL BLOCK

## ACCESSORI PER FARETTI AD INCASSO IP68 / IP68 RECESSED SPOTLIGHTS ACCESSORIES

PER FARETTI EOSTRE pag 464 - 465 / FOR EOSTRE SPOTLIGHTS ACCESSORIES page 464 - 465

IP68

		CODE					
Accessorio di collegamento Accessory for connection per / for > GES540-GES541 > GES542-GES543 > GES544-GES545		<b>GESCO3</b>					
Accessorio di collegamento Accessory for connection per / for > GES540-GES541 > GES542-GES543 > GES544-GES545		<b>GESCO4</b>					
Controcassa Casing per / for > GES540-GES541 > GES542-GES543		<b>GESCO1</b>					
Controcassa Casing per / for > GES544 > GES545		<b>GESCO2</b>					
		CODE	POWER	V in	V out	Ampere	L x P x H (mm)
Alimentatore Power supply per / for > GES540-GES541 > GES542-GES543 > GES544-GES545		<b>GSTT20</b>	20W	220-240Vac	24Vdc	0,84 A	120x34x26
							MAX 3 apparecchi / devices GES540 GES541 GES542 GES543 MAX 2 apparecchi / devices GES544 GES545
Alimentatore Power supply per / for > GES540-GES541 > GES542-GES543 > GES544-GES545		<b>GSTT21</b>	60W	220-240Vac	24Vdc	2,5 A	165x34x32
							MAX 9 apparecchi / devices GES540 GES541 MAX 5 apparecchi / devices GES542 GES543 MAX 3 apparecchi / devices GES544 GES545



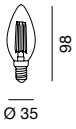



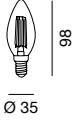











■ LAMPADINE LED LED BULBS

LAMPADINE LED / LED BULBS **E14**

 not dimmable > 15.000
  instant
  25.000

LIGHT SOURCE		FINISHED	CODE	CCT	FLUX	
BULBS E14 LED 4W   220-240Vac CRI >80  BEAM  360°  Confezione da 10 pezzi Pack of 10 pieces		Vetro trasparente Transparent glass	<b>GLA251C</b>	2700K	435lm	
		Vetro trasparente ambrato Transparent amber glass	<b>GLA251V</b>	2200K	350lm	
BULBS E14 LED 6W   220-240Vac CRI >80  BEAM  360°  Confezione da 10 pezzi Pack of 10 pieces		Vetro trasparente Transparent glass	<b>GLA270C</b>	2700K	600lm	
			<b>GLA270N</b>	4000K	630lm	
		Vetro bianco White glass	<b>GLA270B</b>	3000K	570lm	
BULBS E14 LED 4W   220-240Vac CRI >80  BEAM  360°  Confezione da 10 pezzi Pack of 10 pieces		Vetro trasparente Transparent glass	<b>GLA252C</b>	2700K	435lm	
	BULBS E14 LED 6W   220-240Vac CRI >80  BEAM  360°  Confezione da 10 pezzi Pack of 10 pieces		Vetro trasparente Transparent glass	<b>GLA280C</b>	2700K	600lm
			<b>GLA280N</b>	4000K	630lm	
		Vetro bianco White glass	<b>GLA280B</b>	3000K	570lm	



LAMPADINE LED / LED BULBS **E14**

 not dimmable
  > 15.000
  instant
  25.000

LIGHT SOURCE		FINISHED	CODE	CCT	FLUX	
BULBS E14 LED 4W   220-240Vac CRI >80  BEAM  Confezione da 10 pezzi Pack of 10 pieces		Vetro trasparente Transparent glass	<b>GLA253C</b>	2700K	435lm	 78 Ø 45
		Vetro trasparente ambrato Transparent amber glass	<b>GLA253V</b>	2200K	350lm	
BULBS E14 LED 6W   220-240Vac CRI >80  BEAM  Confezione da 10 pezzi Pack of 10 pieces		Vetro trasparente Transparent glass	<b>GLA290C</b>	2700K	600lm	 78 Ø 45
		Vetro bianco White glass	<b>GLA290N</b>	4000K	630lm	
		Vetro bianco White glass	<b>GLA290B</b>	3000K	570lm	

LAMPADINE LED / LED BULBS **E27**

 not dimmable > 15.000
  instant
  25.000

LIGHT SOURCE		FINISHED	CODE	CCT	FLUX	
BULBS E27 LED 6W   220-240Vac CRI >80  BEAM  360°		Vetro trasparente Transparent glass	<b>GLA250C</b>	2700K	650lm	 105 Ø 60
		Vetro trasparente ambrato Transparent amber glass	<b>GLA250V</b>	2200K	580lm	
BULBS E27 LED 8W   220-240Vac CRI >80  BEAM  360°		Vetro trasparente Transparent glass	<b>GLA260C</b>	2700K	980lm	 105 Ø 60
			<b>GLA260N</b>	4000K	1030lm	
		Vetro bianco White glass	<b>GLA260B</b>	3000K	950lm	
BULBS E27 LED 8W   220-240Vac CRI >80  BEAM  360°		Vetro trasparente Transparent glass	<b>GLA254C</b>	2700K	1055lm	 140 Ø 64
		Vetro trasparente ambrato Transparent amber glass	<b>GLA254V</b>	2200K	806lm	

LAMPADINE LED / LED BULBS **E27**

 not dimmable
  > 15.000
  instant
  25.000

LIGHT SOURCE	FINISHED	CODE	CCT	FLUX
BULBS E27 LED 12W   220-240Vac CRI >80  BEAM  360°	 Vetro trasparente Transparent glass	<b>GLA255C</b>	2700K	1480lm
		<b>GLA255N</b>	4000K	1540lm
	 Vetro bianco White glass	<b>GLA255B</b>	3000K	1370lm
 Vetro trasparente ambrato Transparent amber glass	<b>GLA255V</b>	2200K	1200lm	











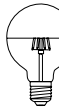







BULBS E27 LED 12W   220-240Vac CRI >80  BEAM  360°	 Vetro trasparente Transparent glass	<b>GLA256C</b>	2700K	1480lm
		<b>GLA256N</b>	4000K	1540lm
	 Vetro bianco White glass	<b>GLA256B</b>	3000K	1370lm
 Vetro trasparente ambrato Transparent amber glass	<b>GLA256V</b>	2200K	1200lm	



LAMPADINE LED / LED BULBS **E27**

 not dimmable > 15.000
  instant
  25.000


LIGHT SOURCE		FINISHED	CODE	CCT	FLUX	
BULBS E27 LED 8W   220-240Vac CRI >80  BEAM  360°		Vetro top specchiato argento  Silver mirrored top glass	<b>GLA300A</b>	2700K	1000lm	 105 Ø 60
		Vetro top specchiato oro  Gold mirrored top glass	<b>GLA300O</b>	2700K	1000lm	
		Vetro top specchiato rame  Copper mirrored top glass	<b>GLA300R</b>	2700K	1000lm	
BULBS E27 LED 8W   220-240Vac CRI >80  BEAM  360°		Vetro fumè  Smoked glass	<b>GLA300G</b>	2700K	680lm	 105 Ø 60
BULBS E27 LED 12W   220-240Vac CRI >80  BEAM  360°		Vetro top specchiato argento  Silver mirrored top glass	<b>GLA301A</b>	2700K	1521lm	 140 Ø 95
		Vetro top specchiato oro  Gold mirrored top glass	<b>GLA301O</b>	2700K	1521lm	
		Vetro top specchiato rame  Copper mirrored top glass	<b>GLA301R</b>	2700K	1521lm	
BULBS E27 LED 12W   220-240Vac CRI >80  BEAM  360°		Vetro fumè  Smoked glass	<b>GLA301G</b>	2700K	910lm	 140 Ø 95

LAMPADINE LED / LED BULBS **E27**



















 not dimmable
  > 15.000
  instant
  25.000

LIGHT SOURCE		FINISHED	CODE	CCT	FLUX	
BULBS E27 LED 12W   220-240Vac CRI >80  BEAM 		Vetro top specchiato argento Silver mirrored top glass	<b>GLA302A</b>	2700K	1521lm	
		Vetro top specchiato oro Gold mirrored top glass	<b>GLA302O</b>	2700K	1521lm	
		Vetro top specchiato rame Copper mirrored top glass	<b>GLA302R</b>	2700K	1521lm	
		Vetro fumè Smoked glass	<b>GLA302G</b>	2700K	910lm	


LAMPADINE LED / LED BULBS **E14**















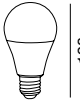







 not dimmable > 15.000 instant 20.000

LIGHT SOURCE		FINISHED	CODE	CCT	FLUX	
BULBS E14 LED 5W   220-240Vac CRI >80		Plastica opale	<b>GLA234C</b>	3000K	410lm	 100 Ø 37
		Opal plastic	<b>GLA234N</b>	4000K	425lm	
BEAM		Confezione da 10 pezzi Pack of 10 pieces				
160°						
BULBS E14 LED 7W   220-240Vac CRI >80		Plastica opale	<b>GLA236C</b>	3000K	560lm	 107 Ø 37
		Opal plastic	<b>GLA236N</b>	4000K	580lm	
		<b>GLA236</b>	6500K	600lm		
BEAM		Confezione da 10 pezzi Pack of 10 pieces				
160°						
BULBS E14 LED 5W   220-240Vac CRI >80		Plastica opale	<b>GLA238C</b>	3000K	410lm	 78 Ø 45
		Opal plastic	<b>GLA238N</b>	4000K	425lm	
BEAM		Confezione da 10 pezzi Pack of 10 pieces				
160°						
BULBS E14 LED 7W   220-240Vac CRI >80		Plastica opale	<b>GLA239C</b>	3000K	620lm	 90 Ø 45
		Opal plastic	<b>GLA239N</b>	4000K	640lm	
		<b>GLA239</b>	6500K	650lm		
BEAM		Confezione da 10 pezzi Pack of 10 pieces				
160°						
BULBS E14 LED 9W   220-240Vac CRI >80		Ceramica	<b>GLA320C</b>	3000K	920lm	 110 Ø 37
		Ceramic	<b>GLA320N</b>	4000K	930lm	
BEAM		Confezione da 10 pezzi Pack of 10 pieces				
160°						
BULBS E14 LED 9W   220-240Vac CRI >80		Ceramica	<b>GLA321C</b>	3000K	920lm	 87 Ø 45
		Ceramic	<b>GLA321N</b>	4000K	930lm	
BEAM		Confezione da 10 pezzi Pack of 10 pieces				
160°						



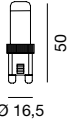
LAMPADINE LED / LED BULBS **E27**



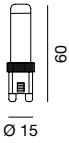




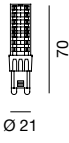

  
 not dimmable > 15.000 instant 25.000



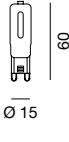
LIGHT SOURCE	FINISHED	CODE	CCT	FLUX	
BULBS E27 LED 7W   220-240Vac CRI >80  BEAM  Confezione da 10 pezzi Pack of 10 pieces	 Plastica opale Opal plastic	<b>GLA240C</b>	3000K	620lm	 90 Ø 45
		<b>GLA240N</b>	4000K	640lm	
		<b>GLA240</b>	6500K	650lm	
BULBS E27 LED 10W   220-240Vac CRI >80  BEAM  Confezione da 10 pezzi Pack of 10 pieces	 Plastica opale Opal plastic	<b>GLA230C</b>	3000K	855lm	 110 Ø 60
		<b>GLA230N</b>	4000K	880lm	
		<b>GLA230</b>	6500K	910lm	
BULBS E27 LED 12W   220-240Vac CRI >80  BEAM  Confezione da 10 pezzi Pack of 10 pieces	 Plastica opale Opal plastic	<b>GLA231C</b>	3000K	1050lm	 118 Ø 60
		<b>GLA231N</b>	4000K	1080lm	
		<b>GLA231</b>	6500K	1120lm	
BULBS E27 LED 15W   220-240Vac CRI >80  BEAM  Confezione da 10 pezzi Pack of 10 pieces	 Plastica opale Opal plastic	<b>GLA232C</b>	3000K	1300lm	 128 Ø 65
		<b>GLA232N</b>	4000K	1380lm	
		<b>GLA232</b>	6500K	1450lm	
BULBS E27 LED 15W   220-240Vac CRI >80  BEAM  Confezione da 10 pezzi Pack of 10 pieces	 Plastica opale Opal plastic	<b>GLA245C</b>	3000K	1500lm	 139 Ø 95
		<b>GLA245N</b>	4000K	1550lm	
BULBS E27 LED 20W   220-240Vac CRI >80  BEAM  Confezione da 10 pezzi Pack of 10 pieces	 Plastica opale Opal plastic	<b>GLA246C</b>	3000K	2000lm	 164 Ø 120
		<b>GLA246N</b>	4000K	2100lm	

LAMPADINE LED / LED BULBS **G9**
 not dimmable
  instant
  25.000



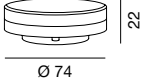
LIGHT SOURCE	FINISHED	CODE	CTT	FLUX	
BULBS G9 LED 3,3W   220-240Vac CRI >80 BEAM 	 Plastica trasparente Transparent plastic	<b>GLA184C</b>	3000K	310lm	
		<b>GLA184N</b>	4000K	320lm	
Confezione da 20 pezzi Pack of 20 pieces					




BULBS G9 LED 4,5W   220-240Vac CRI >80 BEAM 	 Plastica trasparente Transparent plastic	<b>GLA185H</b>	2700K	400lm	
		<b>GLA185C</b>	3000K	410lm	
		<b>GLA185N</b>	4000K	420lm	
		<b>GLA185</b>	6500K	430lm	
Confezione da 20 pezzi Pack of 20 pieces					




BULBS G9 LED 7W   220-240Vac CRI >80 BEAM 	 Ceramica e plastica Ceramic and plastic	<b>GLA186C</b>	3000K	700lm	
		<b>GLA186N</b>	4000K	700lm	

BULBS G9 LED 3,2W   220-240Vac CRI >80 BEAM 	 Plastica satinata Satin plastic	<b>GLA187C</b>	3000K	300lm	
		<b>GLA187N</b>	4000K	300lm	

LAMPADINE LED / LED BULBS **GX53**
 not dimmable
  > 15.000
  instant



LIGHT SOURCE	FINISHED	CODE	CCT	FLUX	
BULBS GX53 LED 6W   220-240Vac CRI >80 BEAM 	 Plastica opale Opal plastic	<b>GLA108C</b>	3000K	450lm	
		<b>GLA108N</b>	4100K	470lm	

BULBS GX53 LED 8W   220-240Vac CRI >80 BEAM 	 Plastica opale Opal plastic	<b>GLA091C</b>	3000K	750lm	
		<b>GLA091N</b>	4100K	760lm	

BULBS GX53 LED 9W   220-240Vac CRI >80 BEAM 	 Ceramica Ceramic	<b>GLA310C</b>	3000K	850lm	
		<b>GLA310N</b>	4000K	880lm	





LAMPADINE LED / LED BULBS **GU10**
 not dimmable
  > 15.000
  instant
  25.000

LIGHT SOURCE		FINISHED	CODE	CCT	FLUX	
BULBS GU10 LED 5W   220-240Vac CRI >80 BEAM		Plastica opale	<b>GLA241C</b>	3000K	420lm	 54 Ø 50
		Opal plastic	<b>GLA241N</b>	4000K	430lm	





Confezione da 10 pezzi  
Pack of 10 pieces

BULBS GU10 LED 7W   220-240Vac CRI >80 BEAM		Plastica opale	<b>GLA243C</b>	3000K	590lm	 54 Ø 50
		Opal plastic	<b>GLA243N</b>	4000K	610lm	





Confezione da 10 pezzi  
Pack of 10 pieces

BULBS GU10 LED 5W   220-240Vac CRI >80 BEAM		Plastica opale	<b>GLA242C</b>	3000K	410lm	 58 Ø 49
		Opal plastic	<b>GLA242N</b>	4000K	420lm	



Confezione da 10 pezzi  
Pack of 10 pieces

BULBS GU10 LED 7W   220-240Vac CRI >80 BEAM		Plastica opale	<b>GLA244C</b>	3000K	550lm	 58 Ø 49
		Opal plastic	<b>GLA244N</b>	4000K	560lm	



Confezione da 10 pezzi  
Pack of 10 pieces

<b>GAP050</b>	162	<b>GES172</b>	348	<b>GES422</b>	411	<b>GES713</b>	358	<b>GES861N</b>	310
<b>GAP051</b>	162	<b>GES173</b>	348	<b>GES440</b>	397	<b>GES720</b>	400	<b>GES862C</b>	310
<b>GAP052</b>	162	<b>GES220</b>	458	<b>GES441</b>	397	<b>GES721</b>	401	<b>GES862N</b>	310
<b>GBIC01</b>	23	<b>GES220C</b>	458	<b>GES442</b>	397	<b>GES722</b>	401	<b>GES863C</b>	310
<b>GBIC02</b>	23	<b>GES221</b>	458	<b>GES450</b>	397	<b>GES723</b>	358	<b>GES863N</b>	310
<b>GBIC03</b>	24	<b>GES221C</b>	458	<b>GES451</b>	397	<b>GES730</b>	400	<b>GES864C</b>	310
<b>GBIC04</b>	24	<b>GES231</b>	414	<b>GES452</b>	397	<b>GES731</b>	401	<b>GES864N</b>	310
<b>GBIC05</b>	24	<b>GES260</b>	462	<b>GES460</b>	398	<b>GES732</b>	401	<b>GES870C</b>	308
<b>GBIC06</b>	24	<b>GES261</b>	462	<b>GES461</b>	398	<b>GES733</b>	358	<b>GES870N</b>	308
<b>GBIC07</b>	24	<b>GES270</b>	460	<b>GES480</b>	405	<b>GES740</b>	443	<b>GES871N</b>	308
<b>GBIC08</b>	24	<b>GES271</b>	460	<b>GES481</b>	405	<b>GES741</b>	443	<b>GES872C</b>	308
<b>GBIC09</b>	24	<b>GES272</b>	461	<b>GES482</b>	360	<b>GES742</b>	443	<b>GES872N</b>	308
<b>GBIC10</b>	24	<b>GES273</b>	461	<b>GES483</b>	405	<b>GES750</b>	326	<b>GES873C</b>	308
<b>GBIN01</b>	22	<b>GES290</b>	384	<b>GES490</b>	405	<b>GES751</b>	326	<b>GES873N</b>	308
<b>GBIN02</b>	22	<b>GES291</b>	384	<b>GES491</b>	405	<b>GES760</b>	324	<b>GES874C</b>	308
<b>GBIS01</b>	25	<b>GES292</b>	384	<b>GES492</b>	360	<b>GES761</b>	324	<b>GES874N</b>	308
<b>GBIS02</b>	25	<b>GES293</b>	384	<b>GES493</b>	405	<b>GES770</b>	335	<b>GES880C</b>	318
<b>GBIS03</b>	25	<b>GES300</b>	385	<b>GES511</b>	407	<b>GES771</b>	335	<b>GES880N</b>	318
<b>GBIS04</b>	25	<b>GES301</b>	385	<b>GES512</b>	407	<b>GES780</b>	418	<b>GES881C</b>	318
<b>GBIT01</b>	23	<b>GES302</b>	385	<b>GES521</b>	407	<b>GES781</b>	418	<b>GES881N</b>	318
<b>GBIT02</b>	23	<b>GES303</b>	385	<b>GES522</b>	407	<b>GES810C</b>	432	<b>GES882C</b>	318
<b>GBIT03</b>	23	<b>GES310</b>	357	<b>GES531</b>	440	<b>GES810N</b>	432	<b>GES882N</b>	318
<b>GBIT04</b>	23	<b>GES311</b>	357	<b>GES540</b>	464	<b>GES811</b>	432	<b>GES883C</b>	319
<b>GES012</b>	416	<b>GES312</b>	357	<b>GES541</b>	465	<b>GES812</b>	432	<b>GES883N</b>	319
<b>GES013</b>	416	<b>GES313</b>	357	<b>GES542</b>	464	<b>GES830</b>	372	<b>GES884C</b>	319
<b>GES022</b>	416	<b>GES330</b>	363	<b>GES543</b>	465	<b>GES831</b>	372	<b>GES884N</b>	319
<b>GES023</b>	416	<b>GES331</b>	408	<b>GES544</b>	464	<b>GES832</b>	373	<b>GES885C</b>	319
<b>GES031</b>	414	<b>GES332</b>	408	<b>GES545</b>	465	<b>GES833</b>	373	<b>GES885N</b>	319
<b>GES041</b>	414	<b>GES340</b>	363	<b>GES570</b>	452	<b>GES840C</b>	449	<b>GES890C</b>	430
<b>GES090</b>	376	<b>GES341</b>	408	<b>GES571</b>	452	<b>GES840N</b>	449	<b>GES890N</b>	430
<b>GES091</b>	376	<b>GES342</b>	408	<b>GES580N</b>	450	<b>GES841C</b>	449	<b>GES891C</b>	430
<b>GES110</b>	446	<b>GES350</b>	435	<b>GES581N</b>	450	<b>GES841N</b>	449	<b>GES891N</b>	430
<b>GES120</b>	329	<b>GES351</b>	435	<b>GES600</b>	413	<b>GES842C</b>	449	<b>GES892C</b>	430
<b>GES121</b>	329	<b>GES400</b>	364	<b>GES601</b>	413	<b>GES842N</b>	449	<b>GES892N</b>	430
<b>GES140</b>	354	<b>GES401</b>	411	<b>GES610</b>	413	<b>GES843C</b>	449	<b>GES893C</b>	430
<b>GES141</b>	354	<b>GES402</b>	411	<b>GES611</b>	413	<b>GES843N</b>	449	<b>GES893N</b>	430
<b>GES142</b>	354	<b>GES410</b>	364	<b>GES620</b>	413	<b>GES844C</b>	449	<b>GES900</b>	340
<b>GES143</b>	354	<b>GES411</b>	411	<b>GES621</b>	413	<b>GES844N</b>	449	<b>GES901</b>	340
<b>GES150</b>	436	<b>GES412</b>	411	<b>GES710</b>	400	<b>GES860C</b>	310	<b>GES902</b>	340
<b>GES170</b>	348	<b>GES420</b>	364	<b>GES711</b>	401	<b>GES860N</b>	310	<b>GES903</b>	343
<b>GES171</b>	348	<b>GES421</b>	411	<b>GES712</b>	401	<b>GES861C</b>	310	<b>GES904</b>	343

GES905	343	GES995	339	GES1067	347	GFA161	68	GFA372	98
GES910	344	GES1000	380	GES1070	379	GFA162	71	GFA373	98
GES911	344	GES1001	380	GES1071	379	GFA163	71	GFA374	99
GES912	344	GES1002	380	GES1072	379	GFA170	74	GFA375	99
GES913	345	GES1003	366	GES1073	378	GFA171	74	GFA376	99
GES914	345	GES1004	366	GES1074	378	GFA180	75	GFA377	99
GES915	345	GES1005	366	GES1075	378	GFA181	75	GFA441	45
GES920	375	GES1006	367	GES1080	454	GFA190	103	GFA442	45
GES921	375	GES1007	367	GES1081	454	GFA191	103	GFA490	79
GES930	390	GES1008	367	GES1082	454	GFA210	104	GFA491	79
GES931	390	GES1010	381	GES001	464-465-466	GFA211	104	GFA520	76
GES932	390	GES1011	381	GES002	464-465-466	GFA220	87	GFA521	76
GES933	390	GES1012	381	GES003	466	GFA221	87	GFA590	122
GES940	392	GES1013	368	GES004	466	GFA222	87	GFA591	122
GES941	392	GES1014	368	GES005	452	GFA230	80	GFA592	124
GES942	392	GES1015	368	GFA001	95	GFA231	80	GFA593	125
GES943	392	GES1016	369	GFA002	95	GFA240	81	GFA594	125
GES950	394	GES1017	369	GFA003	95	GFA241	81	GFA595	124
GES951	394	GES1018	369	GFA010	101	GFA301	38	GFA600	128
GES952	394	GES1020	313	GFA011	101	GFA302	38	GFA610	128
GES953	394	GES1021	313	GFA012	101	GFA303	38	GFA611	126
GES960	320	GES1022	313	GFA013	101	GFA304	38	GFA620	112
GES961	320	GES1023	313	GFA014	101	GFA310	84	GFA621	112
GES962	320	GES1024	313	GFA015	101	GFA311	84	GFA622	112
GES963	320	GES1025	313	GFA040	91	GFA312	84	GFA623	113
GES964	320	GES1030	317	GFA041	91	GFA313	84	GFA624	113
GES965	320	GES1031	317	GFA042	91	GFA320	107	GFA625	113
GES970	323	GES1032	317	GFA050	89	GFA321	107	GFA630	117
GES971	323	GES1040	352	GFA051	89	GFA322	107	GFA631	117
GES972	323	GES1041	352	GFA052	89	GFA330	159	GFA632	117
GES980	429	GES1042	352	GFA063	110	GFA331	159	GFA633	116
GES981	429	GES1050	351	GFA070	110	GFA332	159	GFA634	116
GES982	429	GES1051	351	GFA090	90	GFA350	158	GFA635	116
GES983	428	GES1052	351	GFA091	90	GFA351	158	GFA640	119
GES984	428	GES1060	346	GFA092	90	GFA352	158	GFA641	119
GES985	428	GES1061	346	GFA100	109	GFA361	40	GFA642	119
GES990	336	GES1062	346	GFA101	109	GFA362	40	GFA643	118
GES991	336	GES1063	346	GFA130	88	GFA363	40	GFA644	118
GES992	336	GES1064	347	GFA131	88	GFA364	40	GFA645	118
GES993	339	GES1065	347	GFA132	88	GFA370	98	GFA750C	65
GES994	339	GES1066	347	GFA160	68	GFA371	98	GFA750N	65

GFA751C	65	GFA890N	50	GFA981C	14	GLA108N	478	GLA245C	477
GFA751N	65	GFA900C	46	GFA981N	14	GLA184C	478	GLA245N	477
GFA752C	65	GFA900N	46	GFA990C	18	GLA184N	478	GLA246C	477
GFA752N	65	GFA901C	46	GFA990N	18	GLA185	478	GLA246N	477
GFA753C	66	GFA901N	46	GFA991C	18	GLA185C	478	GLA250C	472
GFA753N	66	GFA902C	46	GFA991N	18	GLA185H	478	GLA250V	472
GFA754C	66	GFA902N	46	GFA1000C	28	GLA185N	478	GLA251C	470
GFA754N	66	GFA903C	46	GFA1001C	28	GLA186C	478	GLA251V	470
GFA755C	66	GFA903N	46	GFA1010C	30	GLA186N	478	GLA252C	470
GFA755N	65	GFA910C	60	GFA1011C	30	GLA187C	478	GLA253C	471
GFA760C	152	GFA910N	60	GFA1020C	30	GLA187N	478	GLA253V	471
GFA760N	152	GFA911C	60	GFA1021C	30	GLA230	477	GLA254C	472
GFA761C	152	GFA911N	60	GFA1030C	33	GLA230C	477	GLA254V	472
GFA761N	152	GFA920C	49	GFA1030N	33	GLA230N	477	GLA255B	473
GFA762C	152	GFA920N	49	GFA1031C	33	GLA231	477	GLA255C	473
GFA762N	152	GFA921C	49	GFA1031N	33	GLA231C	477	GLA255N	473
GFA763C	153	GFA921N	49	GFA1040C	34	GLA231N	477	GLA255V	473
GFA763N	153	GFA922C	49	GFA1041C	34	GLA232	477	GLA256B	473
GFA764C	153	GFA922N	49	GFA1042C	34	GLA232C	477	GLA256C	473
GFA764N	153	GFA923C	49	GFA1050C	37	GLA232N	477	GLA256N	473
GFA765C	153	GFA923N	49	GFA1050N	37	GLA234C	476	GLA256V	473
GFA765N	153	GFA940C	17	GFA1051C	37	GLA234N	476	GLA260B	472
GFA770C	54	GFA940N	17	GFA1051N	37	GLA236	476	GLA260C	472
GFA770N	54	GFA941C	17	GFA1060	21	GLA236C	476	GLA260N	472
GFA771C	54	GFA941N	17	GFA1061	21	GLA236N	476	GLA270B	470
GFA771N	54	GFA942C	17	GFA1062	21	GLA238C	476	GLA270C	470
GFA810C	59	GFA942N	17	GFIB01	425	GLA238N	476	GLA270N	470
GFA810N	59	GFA950C	56	GFIB02	425	GLA239	476	GLA280B	470
GFA811C	59	GFA950N	56	GFIB03	425	GLA239C	476	GLA280C	470
GFA811N	59	GFA951C	56	GFIB04	425	GLA239N	476	GLA280N	470
GFA850C	53	GFA951N	56	GFIN01	425	GLA240	477	GLA290B	471
GFA850N	53	GFA960C	56	GFIN02	425	GLA240C	477	GLA290C	471
GFA851C	53	GFA960N	56	GFIN03	425	GLA240N	477	GLA290N	471
GFA851N	53	GFA961C	56	GFIN04	425	GLA241C	479	GLA300A	474
GFA860C	62	GFA961N	56	GKI300	134	GLA241N	479	GLA300G	474
GFA860N	62	GFA970C	14	GKI302	134	GLA242C	479	GLA300O	474
GFA861C	62	GFA970N	14	GKI310	137	GLA242N	479	GLA300R	474
GFA861N	62	GFA971C	14	GKI312	137	GLA243C	479	GLA301A	474
GFA880C	50	GFA971N	14	GLA091C	478	GLA243N	479	GLA301G	474
GFA880N	50	GFA980C	14	GLA091N	478	GLA244C	479	GLA301O	474
GFA890C	50	GFA980N	14	GLA108C	478	GLA244N	479	GLA301R	474

<b>GLA302A</b>	475	<b>GPL300N</b>	134 - 148	<b>GST153C</b>	295	<b>GSTT31</b>	298	<b>PBAPN1</b>	184
<b>GLA302G</b>	475	<b>GPL301C</b>	134 - 148	<b>GST153N</b>	295	<b>GSTT32</b>	298	<b>PBAPN2</b>	185
<b>GLA302O</b>	475	<b>GPL301N</b>	134 - 148	<b>GST154C</b>	295	<b>GSTT33</b>	298	<b>PBAPO1</b>	184
<b>GLA302R</b>	475	<b>GPL302C</b>	134 - 148	<b>GST154N</b>	295	<b>GSTT34</b>	298	<b>PBAPO2</b>	185
<b>GLA310C</b>	478	<b>GPL302N</b>	134 - 148	<b>GSTA01</b>	303	<b>GSTT35</b>	298	<b>PBATA1</b>	184
<b>GLA310N</b>	478	<b>GPL310C</b>	137 - 151	<b>GSTA02</b>	303	<b>GSTT36</b>	298	<b>PBATA2</b>	185
<b>GLA320C</b>	476	<b>GPL310N</b>	137 - 151	<b>GSTA03</b>	303	<b>GSTT37</b>	299	<b>PBATB1</b>	184
<b>GLA320N</b>	476	<b>GPL311C</b>	137 - 151	<b>GSTC05</b>	304	<b>GSTT38</b>	299	<b>PBATB2</b>	185
<b>GLA321C</b>	476	<b>GPL311N</b>	137 - 151	<b>GSTC06</b>	304	<b>GSTT39</b>	299	<b>PBATN1</b>	184
<b>GLA321N</b>	476	<b>GPL312C</b>	137 - 151	<b>GSTC07</b>	304	<b>GSTT40</b>	299	<b>PBATN2</b>	185
<b>GPL220</b>	155	<b>GPL312N</b>	137 - 151	<b>GSTC08</b>	304	<b>GSTT41</b>	299	<b>PBATO1</b>	184
<b>GPL221</b>	155	<b>GRI015</b>	18	<b>GSTC09</b>	304	<b>GSTT42</b>	299	<b>PBATO2</b>	185
<b>GPL222</b>	155	<b>GRI060</b>	18	<b>GSTC10</b>	304	<b>GSTT43</b>	301	<b>PBLPA1</b>	192
<b>GPL223</b>	155	<b>GSO001C</b>	132	<b>GSTC12</b>	297	<b>GSTTE2</b>	302	<b>PBLPA2</b>	193
<b>GPL240C</b>	140	<b>GSO001N</b>	132	<b>GSTC17</b>	302	<b>GSTTE4</b>	302	<b>PBLPB1</b>	192
<b>GPL240N</b>	140	<b>GST061R</b>	296	<b>GSTC18</b>	302	<b>GSTTE5</b>	302	<b>PBLPB2</b>	193
<b>GPL241C</b>	140	<b>GST062R</b>	296	<b>GSTP01</b>	304	<b>GSTTE6</b>	302	<b>PBLPN1</b>	192
<b>GPL241N</b>	140	<b>GST063R</b>	296	<b>GSTP02</b>	297	<b>PASKISA</b>	179	<b>PBLPN2</b>	193
<b>GPL242C</b>	140	<b>GST070N</b>	297	<b>GSTP03</b>	297	<b>PASKISB</b>	179	<b>PBLPO1</b>	192
<b>GPL242N</b>	140	<b>GST110C</b>	292	<b>GSTP21</b>	282	<b>PASKISDA</b>	179	<b>PBLPO2</b>	193
<b>GPL243C</b>	140	<b>GST110N</b>	292	<b>GSTP41</b>	286	<b>PASKISDB</b>	179	<b>PBLTA1</b>	192
<b>GPL243N</b>	140	<b>GST120C</b>	293	<b>GSTP61</b>	278	<b>PASKISDN</b>	179	<b>PBLTA2</b>	193
<b>GPL250</b>	330	<b>GST120N</b>	293	<b>GSTP72</b>	278	<b>PASKISDO</b>	179	<b>PBLTB1</b>	192
<b>GPL251</b>	330	<b>GST130C</b>	293	<b>GSTP82</b>	286	<b>PASKISN</b>	179	<b>PBLTB2</b>	193
<b>GPL252</b>	332	<b>GST130N</b>	293	<b>GSTP101</b>	280	<b>PASKISNDA</b>	179	<b>PBLTN1</b>	192
<b>GPL253</b>	332	<b>GST140C</b>	294	<b>GSTP103</b>	280	<b>PASKISNDB</b>	179	<b>PBLTN2</b>	193
<b>GPL260C</b>	145	<b>GST140N</b>	294	<b>GSTP121</b>	287	<b>PASKISNDN</b>	179	<b>PBLTO1</b>	192
<b>GPL260N</b>	145	<b>GST141C</b>	292	<b>GSTP123</b>	287	<b>PASKISNDO</b>	179	<b>PBLTO2</b>	193
<b>GPL261C</b>	145	<b>GST141N</b>	292	<b>GSTP131</b>	279	<b>PASKISO</b>	179	<b>PBUPA1</b>	200
<b>GPL261N</b>	145	<b>GST142C</b>	294	<b>GSTP133</b>	279	<b>PASPA1</b>	178	<b>PBUPA2</b>	201
<b>GPL262C</b>	145	<b>GST142N</b>	294	<b>GSTP140</b>	284	<b>PASPB1</b>	178	<b>PBUPB1</b>	200
<b>GPL262N</b>	145	<b>GST143C</b>	292	<b>GSTP150</b>	285	<b>PASPN1</b>	178	<b>PBUPB2</b>	201
<b>GPL270C</b>	145	<b>GST143N</b>	292	<b>GSTP160</b>	276	<b>PASPO1</b>	178	<b>PBUPN1</b>	200
<b>GPL270N</b>	145	<b>GST144C</b>	293	<b>GSTT11</b>	300	<b>PASTA1</b>	178	<b>PBUPN2</b>	201
<b>GPL271C</b>	145	<b>GST144N</b>	293	<b>GSTT12</b>	300	<b>PASTN1</b>	178	<b>PBUPO1</b>	200
<b>GPL271N</b>	145	<b>GST150C</b>	293	<b>GSTT15</b>	301	<b>PASTO1</b>	178	<b>PBUPO2</b>	201
<b>GPL272C</b>	145	<b>GST150N</b>	293	<b>GSTT16</b>	301	<b>PASTB1</b>	178	<b>PBUTA1</b>	200
<b>GPL272N</b>	145	<b>GST151C</b>	294	<b>GSTT18</b>	301	<b>PBAPA1</b>	184	<b>PBUTA2</b>	201
<b>GPL290C</b>	156	<b>GST151N</b>	294	<b>GSTT20</b>	466	<b>PBAPA2</b>	185	<b>PBUTB1</b>	200
<b>GPL291C</b>	156	<b>GST152C</b>	294	<b>GSTT21</b>	466	<b>PBAPB1</b>	184	<b>PBUTB2</b>	201
<b>GPL300C</b>	134 - 148	<b>GST152N</b>	294	<b>GSTT30</b>	298	<b>PBAPB2</b>	185	<b>PBUTN1</b>	200

<b>PBUTN2</b>	201		179		187	<b>PLITRNG</b>	253	<b>PRITAFB</b>	230
<b>PBUTO1</b>	200		187		195	<b>PLITRNP</b>	252	<b>PRITAFN</b>	230
<b>PBUTO2</b>	201	<b>PGIPP1</b>	195	<b>PKISN1</b>	203	<b>PLITROG</b>	253	<b>PRITAFO</b>	230
<b>PCALA1</b>	269		203		211	<b>PLITROP</b>	252	<b>PRITASFA</b>	232
<b>PCALA2</b>	269		211		187	<b>PLUKIA</b>	223	<b>PRITASFB</b>	232
<b>PCALA3</b>	269		179	<b>PKISNDA</b>	195	<b>PLUKIL</b>	223	<b>PRITASFN</b>	232
<b>PCAPA1</b>	264	<b>PKICSA</b>	187		203	<b>PLUPAC</b>	218	<b>PRITASFO</b>	232
<b>PCAPA2</b>	265		195		211	<b>PLUPAD</b>	220	<b>PRITB1</b>	208
<b>PCAPA3</b>	266		203	<b>PKISNDB</b>	187	<b>PLUPBC</b>	218	<b>PRITB2</b>	209
<b>PCATA1</b>	269		211		203	<b>PLUPBD</b>	220	<b>PRITN1</b>	208
<b>PCATA2</b>	269	<b>PKICSB</b>	179		211	<b>PLUPNC</b>	218	<b>PRITN2</b>	209
<b>PCATA3</b>	269		187	<b>PKISNDN</b>	187	<b>PLUPND</b>	220	<b>PRITO1</b>	208
<b>PCAXA1</b>	269		195		195	<b>PLUPOC</b>	218	<b>PRITO2</b>	209
<b>PCAXA2</b>	269		203		211	<b>PLUPOD</b>	220		187
<b>PCAXA3</b>	269	<b>PKICSN</b>	187		187	<b>PLUTCA</b>	218	<b>PSFP01</b>	195
	186		195	<b>PKISNDO</b>	195	<b>PLUTCB</b>	218		211
	210		203		203	<b>PLUTCN</b>	218		
	223		211		211	<b>PLUTCO</b>	218		
<b>PCO01</b>	235		179		187	<b>PLUTDA</b>	220		
	247	<b>PKICSO</b>	187	<b>PKISO1</b>	195	<b>PLUTDB</b>	220		
	255		195		203	<b>PLUTDN</b>	220		
	268		203		211	<b>PLUTDO</b>	220		
	186		211	<b>PLIKG1</b>	247 - 255	<b>PRIACFA</b>	230		
	203		187	<b>PLIKM1</b>	247 - 255	<b>PRIACFB</b>	230		
<b>PCO02</b>	247	<b>PKISA1</b>	195	<b>PLIKP1</b>	247	<b>PRIACFN</b>	230		
	255		203	<b>PLIPFG</b>	244	<b>PRIACFO</b>	230		
	268		211	<b>PLIPFM</b>	243	<b>PRIASFA</b>	232		
<b>PGIAG1</b>	247 - 255		187	<b>PLIPFP</b>	242	<b>PRIASFB</b>	232		
<b>PGIAGP</b>	235	<b>PKISB1</b>	195	<b>PLIPRAG</b>	253	<b>PRIASFN</b>	232		
	179		203	<b>PLIPRAP</b>	252	<b>PRIASFO</b>	232		
	187		211	<b>PLIPRBG</b>	253	<b>PRIPA1</b>	208		
<b>PGIAP1</b>	195	<b>PKISDA</b>	187	<b>PLIPRBP</b>	252	<b>PRIPA2</b>	209		
	203		195	<b>PLIPRNG</b>	253	<b>PRIPB1</b>	208		
	211		203	<b>PLIPRNP</b>	252	<b>PRIPB2</b>	209		
<b>PGILG1</b>	247 - 255		187	<b>PLIPROG</b>	253	<b>PRIPN1</b>	208		
<b>PGILGP</b>	235	<b>PKISDB</b>	195	<b>PLIPROP</b>	252	<b>PRIPN2</b>	209		
	179		203	<b>PLITFG</b>	244	<b>PRIPO1</b>	208		
	187		211	<b>PLITFM</b>	243	<b>PRIPO2</b>	209		
<b>PGILP1</b>	195		187	<b>PLITRAG</b>	253	<b>PRITA1</b>	208		
	203	<b>PKISDN</b>	195	<b>PLITRAP</b>	252	<b>PRITA2</b>	209		
	211		203	<b>PLITRBG</b>	253	<b>PRITAFB</b>	230		
<b>PGIPG1</b>	247 - 255		211	<b>PLITRBP</b>	253				
<b>PGIPGP</b>	235	<b>PKISDO</b>	187						
			195						
			203						
			211						









**CONDIZIONI DI VENDITA**

Le descrizioni e le illustrazioni dei prodotti devono intendersi a titolo indicativo.

Pertanto la GEA LUCE si riserva il diritto di fare tutte le modifiche per migliorare il prodotto senza obbligo di preavviso.

Non verranno accettati ritorni di merce se non espressamente autorizzati.

Porto Franco euro 150,00 (netti).

Saranno addebitati euro 10,00 come contributo per spese di trasporto per ordini inferiori a euro 150,00 (netti).

Se gli articoli del catalogo GEA LED saranno ordinati insieme agli articoli del catalogo GEA LUCE, varranno le condizioni di vendita di quest'ultimo.

Non verrà addebitato nessun costo aggiuntivo per il contributo RAEE sostenuto dall'azienda.

Per ogni controversia è competente il Foro di Foggia.

**GENERAL SALES CONDITION**

Strict accuracy of descriptions and illustrations of the products cannot be guaranteed.

There fore due to its policy of product improvement, GEA LUCE reserves the right to make any changes without notice.

No goods may be returned without previous GEA LUCE's written permission.

All goods supplied ex factory. The RAEE costs will be hold from our company.

All legal actions to take place under the jurisdiction of the Foggia Authorities.



GEA LUCE s.r.l.

Via Teodoro Tardio

71016 - San Severo (FG)

T +39 0882 37.49.54

F +39 0882 33.61.61

[www.gealuce.com](http://www.gealuce.com)

[info@gealuce.com](mailto:info@gealuce.com)

© GEA LUCE s.r.l.

Project

**CREATIVEAREA.STUDIO**

Photo / Photo editing

**AsolanaGroup**

**Archivio Gea Luce**

**Quasar**

Print

**AsolanaGroup**

Printed in Italy

**June 2021**



**Courtesy location**

Villa Bigli, Copparo di Ferrara

**Courtesy artistic works**

Dante Bigli 1926-1994

Enrico Pambianchi 2017

**Photo unsplash.com:**

Photo editing

Quasarfoto.com

Edvinas Bruzas p. 181  
Jean Philippe Delberghe  
p. 186 - 217 - 222 - 254  
Kirill p. 189 - 202 - 271  
Charles Deluvio p. 191  
Kari Shea p. 194  
Random Sky p. 197 - 261  
Mahdis Mousavi p. 199  
Darshan Patel p. 207  
Klara Kulikova p. 213  
Maros Fecik p. 210 - 251  
Bady p. 246  
Should Wang p. 241  
Daniel Minarik p. 245  
Augustine Wong p. 257  
Roberto Nickson p. 262  
Michael Oxendine p. 234  
Jorgen Haland p. 231  
Niklas Hamann p. 237  
Pierre Chatel Innocenti p. 233  
Scott Webb p. 229

[gealuce.com](http://gealuce.com)